

8-A

Kenneth R. Johnson

W. B. No. 235

U. S. DEPARTMENT OF AGRICULTURE
WEATHER BUREAU
WILLIS R. GREGG, CHIEF

PSYCHROMETRIC TABLES


FOR OBTAINING THE

VAPOR PRESSURE, RELATIVE HUMIDITY, AND
TEMPERATURE OF THE DEW POINT

FROM READINGS OF THE WET- AND DRY-
BULB THERMOMETERS

BY

C. F. MARVIN



UNITED STATES
GOVERNMENT PRINTING OFFICE
WASHINGTON : 1937

For sale by the Superintendent of Documents, Washington, D. C. - - - - - Price 10 cents

W. E. No. 235

U. S. DEPARTMENT OF AGRICULTURE
WEATHER BUREAU
WILLIS R. GREGG, CHIEF

PSYCHROMETRIC TABLES

FOR OBTAINING THE


VAPOR PRESSURE, RELATIVE HUMIDITY, AND
TEMPERATURE OF THE DEW POINT

FROM READINGS OF THE WET- AND DRY-
BULB THERMOMETERS

BY

C. F. MARVIN





U. S. DEPARTMENT OF AGRICULTURE,
WEATHER BUREAU,
Washington, D. C., October 15, 1936.

These tables were first published in 1900. They have been subsequently reprinted from time to time without material change. More exact values of vapor pressure determined during later years do not differ from those given herein by amounts great enough to warrant recomputation of the tables. The later values are published in Smithsonian Meteorological Tables, 1931, available in most public libraries.

WILLIS R. GREGG,
Chief of Bureau.



PSYCHROMETRIC TABLES

MEASUREMENT OF ATMOSPHERIC MOISTURE.—The quantity of moisture mixed with the air under different conditions of temperature and degree of saturation may be measured in several distinctly different ways. Many of these, however, are not practicable methods for daily observations, or are not sufficiently accurate. Probably the most convenient of all methods and the one most generally employed is to observe the temperature of evaporation—that is, the difference between the temperatures indicated by wet- and dry-bulb thermometers. The most reliable instrument for this purpose is the sling, or whirled psychrometer. In special cases rotary fans, or other means, may be employed to move the air rapidly over the thermometer bulbs. In any case satisfactory results cannot be obtained from observations in relatively stagnant air. A strong ventilation is absolutely necessary to accuracy.

SLING PSYCHROMETER.—This instrument consists of a pair of thermometers, provided with a handle as shown in figure 1, which permits the thermometers to be whirled rapidly, the bulbs being thereby strongly affected by the temperature of and moisture in the air. The bulb of the lower of the two thermometers is covered with thin muslin, which is wet at the time an observation is made.

THE WET BULB.—It is important that the muslin covering for the wet bulb be kept in good condition. The evaporation of the water from the muslin always leaves in its meshes a small quantity of solid material, which sooner or later somewhat stiffens the muslin so that it does not readily take up water. This will be the case if the muslin does not readily become wet after being dipped in water. On this account it is desirable to use as pure water as possible, and also to renew the muslin from time to time. New muslin should always be washed to remove sizing, etc., before being used. A small rectangular piece wide enough to go about one and one-third times around the bulb, and long enough to cover the bulb and that part of the stem below the metal back, is cut out, thoroughly wetted in clean water, and neatly fitted around the thermometer. It is tied first around the bulb at the top, using a moderately strong thread. A loop of thread to form a knot is next placed around the bottom of the bulb, just where it begins to round off. As this knot is drawn tighter and tighter the thread slips off the rounded end of the bulb and neatly stretches the muslin covering with it, at the same time securing the latter at the bottom.

TO MAKE AN OBSERVATION.—The so-called wet bulb is thoroughly saturated with water by dipping it into a small cup or wide-mouthed bottle. The thermometers are then whirled rapidly for 15 or 20 seconds; stopped and quickly read, the wet bulb first. This reading is kept in mind, the psychrometer immediately whirled again and a second reading taken. This is repeated three or four times, or more, if necessary, until at least two successive readings of the wet bulb are found to agree very closely, thereby showing that it has reached its lowest temperature. A minute or more is generally required to secure the correct temperature.




FIGURE 1.—Sling psychrometer.

When the air temperature is near the freezing point it very often happens that the temperature of the wet bulb will fall several degrees below freezing point, but the water will still remain in the liquid state. No error results from this, provided the minimum temperature is reached. If, however, as frequently happens, the water suddenly freezes, a large amount of heat is liberated, and the temperature of the wet bulb immediately becomes 32° . In such cases it is necessary to continue the whirling until the ice-covered bulb has reached a minimum temperature.

WHIRLING AND STOPPING THE PSYCHROMETER.—It is impossible to effectually describe these movements. The arm is held with the forearm about horizontal, and the hand well in front. A peculiar swing starts the thermometers whirling, and afterward the motion is kept up by only a slight but very regular action of the wrist, in harmony with the whirling thermometers. The rate should be a natural one, so as to be easily and regularly maintained. If too fast, or irregular, the thermometers may be jerked about in a violent and dangerous manner.

The stopping of the psychrometer, even at the very highest rates, can be perfectly accomplished in a single revolution, when one

has learned the knack. This is only acquired by practice, and consists of a quick swing of the forearm by which the hand also describes a circular path, and, as it were, follows after the thermometers in a peculiar manner that wholly overcomes their circular motion without the slightest shock or jerk. The thermometers may, without very great danger, be allowed simply to stop themselves; the final motion in such a case will generally be quite jerky, but, unless the instrument is allowed to fall on the arm, or strikes some object, no injury should result.

EXPOSURE.—While the psychrometer will give quite accurate indications, even in the bright sunshine, yet observations so made are not without some error, and, where greater accuracy is desired, the psychrometer should be whirled in the shade of a building or tree, or, as may sometimes be necessary, under an umbrella. In all cases there should be perfectly free circulation of the air, and the observer should face the wind, whirling the psychrometer in front of his body. It is a good plan, while whirling, to step back and forth a few steps to further prevent the presence of the observer's body from giving rise to erroneous observations.

DEW-POINT APPARATUS.—The apparatus shown in figure 2 is a modified form of Regnault's apparatus, and serves to determine directly the temperature of the dew point. It consists essentially of a thin polished silver tube *a*, cemented upon the lower end of a longer glass tube, as shown. The stopper closing the upper end of this tube is fitted with two lateral tubes of hard rubber *b* and *c*, and carries a delicate thermometer, the bulb of which is placed near the center of the silver tube. The tube *b* extends to the bottom of the silver tube; *c* projects but a short distance through the cork. A rubber aspirating apparatus, as shown, is connected with the tube *b*, and a long tube joined to *c* serves to carry off the fumes generated in the apparatus. The glass tube is held in a clamp faced with cork, which largely intercepts the transfer of heat.

Observations are made by filling the silver cup with sulphuric ether, or similar volatile liquid, which is caused to evaporate and cool the silver cup in the desired manner by manipulating the aspiration bulb. At the proper point of cooling, a deposit of dew is seen to form on the polished silver surface. The object is to ascertain accurately the temperature at which the dew will just deposit. For this purpose it is necessary that the temperature be lowered very slowly at the critical point, also that there be plenty of liquid in the cup and that it be agitated sufficiently to have a uniform temperature throughout. Finally, the surface of the silver must be perfectly clean and in a favorable light, so that the faintest deposition of dew is at once visible. The temperature shown by the thermometer at this moment may be regarded as the temperature of the dew point.

In order that the presence of the observer shall not affect the moisture contents of the air in the vicinity of the cup during an observation, it is necessary that in breathing he exhale through a suitable tube which will conduct the moist air from his lungs to a sufficient distance. It is further advisable that a very gentle motion

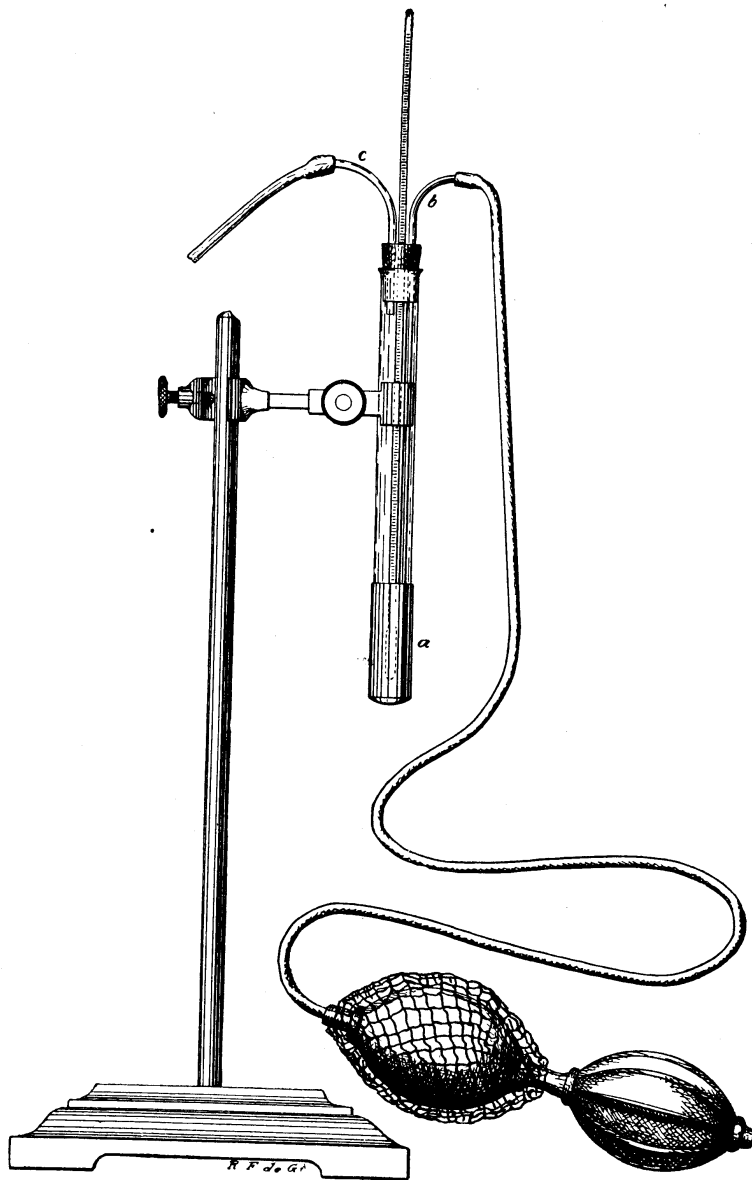


FIGURE 2.—Dew-point apparatus.

be given to the air near the cup by use of an ordinary fan. For the greatest accuracy, the cup should be allowed to warm up and the deposition of dew formed several times in succession, a reading of the temperature being made at each deposition.

FAULTY CONCEPTIONS.—A false notion that the air has a certain capacity for moisture is widely prevalent, and is perpetuated by all

such expressions as "The air is partly saturated with moisture", "Weight of aqueous vapor in a cubic foot of saturated air", etc.

It should always be clearly observed that the presence of the moisture in any given space is independent of the presence or absence of air in the same space except that the air retards the diffusion of the vapor particles. It is more correct to say, in the above cases, that the space is partly saturated with moisture, or that the moisture is in a partly saturated condition or is superheated. By all means use the phrase "Weight of a cubic foot of saturated aqueous vapor", not "Weight of aqueous vapor in a cubic foot of saturated air."

THE PSYCHROMETRIC FORMULA.—The values of relative humidity, and the temperature of dew points given in the accompanying tables, have been computed by means of the following formula, deduced by Professor Ferrel,¹

$$e = e' - 0.000367 P (t - t') \left(1 + \frac{t' - 32}{1571} \right),$$

in which t and t' are the temperatures of the dry- and wet-bulb thermometers, P is the barometric pressure of the air in inches, all corrections having been applied, and e' is the maximum or saturation pressure of aqueous vapor at the temperature t' of the wet bulb.

The solution of the equation gives e , the pressure of the aqueous vapor corresponding to the observed temperatures t and t' .

The constants of the formula were deduced from a large series of experiments made by the writer in Colorado Springs, Colo., and at different elevations on Pike's Peak. These experiments were supplemented by similar observations made in Washington by Prof. H. A. Hazen and the writer, and include a considerable number of experiments at temperatures below the freezing point by Professor Hazen.

In the experiments referred to, the sling, or whirled psychrometer, was employed to ascertain the difference, $t - t'$, between the wet- and dry-bulb temperatures, and simultaneous determinations were also made of the temperature of the dew point by means of modified forms of the Regnault and the Alluard dew-point apparatus. The modified Regnault apparatus is described in a preceding paragraph and shown in figure 2.

The formula and tables are, therefore, strictly applicable only to wet- and dry-bulb temperatures as determined by means of the sling, or whirled psychrometer, or some equivalent form of apparatus, in which the wet bulb especially is subjected to a strong current of air, the velocity of which is not less than 15 feet per second.

¹ Annual Report of the Chief Signal Officer, 1886; appendix 24, pp. 233-259.

MAXIMUM PRESSURE OF AQUEOUS VAPOR.—The amount of saturated aqueous vapor that can exist in any given space depends entirely upon the temperature. It appears that the vapor may be supersaturated under certain peculiar conditions, but this is a special and an unstable state of nature which need not be considered in the present connection. When the vapor is saturated, it will exert a certain pressure which varies with the temperature and which so-called “maximum pressure” has been measured with greater or less precision over a long range of temperature from about 60° below zero F. to far above the boiling point of water.

The hygrometric tables used by the Weather Bureau since 1886 have been based on the formula given above but used in a slightly modified form. The vapor pressures employed were derived from Broch’s reduction of Regnault’s observations.² All the values given by these tables at temperatures below the freezing point are noticeably higher than Regnault’s observations. In view of this systematic discordance, and the further circumstance that Regnault’s experiments did not include observations at the extremely low temperatures frequently recorded at Weather Bureau stations, the writer, in 1891, made a new determination of the maximum pressure of aqueous vapor at low temperatures.³

In the course of these experiments it was found an easy matter to reduce the temperature of the water employed many degrees below 32° F., without freezing it, and in these cases the vapor pressure was higher than the pressure from ice at the same temperature. Independent experiments in Sweden, by Julius Juhlin, at about this time, led to the same results.

A comparison of the vapor pressures derived from the several sources mentioned, show that Broch’s computed values at low temperatures do not agree at all well with Regnault’s experiments, from which they are derived, whereas the experimental results of Regnault, Juhlin, and the writer agree very closely.

At temperatures below 32° F., therefore, it has been considered necessary to reject Broch’s values, and the vapor pressures over ice, as deduced from the writer’s experiments, have been used in the calculation of the following tables. These values are given in the several columns headed “Vapor pressure, *e.*” At temperatures above 32° F. the values taken from Broch’s tables are employed, and likewise recorded in the appropriate columns headed “Vapor pressure, *e.*” At 32° F. the value for the vapor pressure found by the writer from the mean of a large number of experiments was identical with that of Broch; hence there is no break in the continuity of the two tables at the point of junction.

² Travaux et Mémoires du Bureau International des Poids et Mesures, Tome I.

³ Annual Report of the Chief Signal Officer, 1891; appendix no. 10, pp. 351-383.

The atmospheric pressure at the great majority of Weather Bureau stations ranges from 28 to 31 inches, and to obviate the necessity of any correction for pressure or interpolations two tables for pressures of 29 inches and 30 inches, respectively, have been computed. Considerable portions of these two tables are simply duplicate impressions from the same electrotypes, but this duplication not only secures accuracy but greatly facilitates reduction of observations at numerous stations. Three additional tables at 27, 25, and 23 inches, respectively, have been added for the reduction of observations at correspondingly elevated stations.

VAPOR PRESSURES AT HIGH TEMPERATURES.—Table XI is added at the end of the series in response to numerous requests for tables giving relative humidities at high temperatures, and gives the vapor pressure, in inches of mercury, for each degree of temperature from 100° to 445° F. The values in this table, up to and including 212°, have been taken from Broch's tables. Above 212° the values are reproduced in English units from Regnault's original tables.⁴ Broch's values have all been reduced to standard temperature and manometric units at sea level and latitude 45°; Regnault's values are for the latitude and elevation of his laboratory in Paris, viz, 48°50'14" north latitude, and 60 meters (197 feet) above the level of the sea. There is thus a slight discordance between the different parts of the table, but the effect is very small.

The psychrometric formula given above cannot be used for temperatures higher than 130° to 140° F., for the reason that the constants of the equation have been deduced from experiments only at ordinary temperatures; and the use of the formula for the reductions of observations at high temperatures would give only coarsely approximate results.

Probably the most available method of determining humidities at high temperatures is by use of the dew-point apparatus described on page 7, which is susceptible of a great variety of forms, and gives directly the temperature of the dew point. Table XI then gives the corresponding vapor pressure. The relative humidity is obtained by dividing this pressure by the pressure given in table XI corresponding to the air temperature. For example, suppose it is found the temperature of the dew point of the air in a drying oven is 115°, and that the temperature of the air is 205°. From table XI the vapor pressure at 115° is 2.975 inches, and at 205° is 25.99 inches, hence the relative humidity is $2.975 \div 25.99 = 11$ percent.

THE WEIGHT OF AQUEOUS VAPOR (ABSOLUTE HUMIDITY).—The weight of a cubic foot of aqueous vapor at different temperatures and percentages of saturation is sometimes called the absolute humidity.

⁴ Mémoires de L'Académie des Sciences de L'Institute de France, Tome XXI, 1847.

Saturated aqueous vapor is but little more than half as heavy as the same volume of dry air under like conditions of temperature and pressure. In all ordinary computations it is assumed that the expansion and contraction of partially saturated aqueous vapor is in accordance with the same laws as apply to air and ordinary gases, which do not easily condense to the liquid state.

The adopted density of saturated aqueous vapor is not determined directly from experiment, but is deduced theoretically from the observed fact that two volumes of hydrogen and one of oxygen combine to produce two volumes of water vapor.

The weights of unit volumes of hydrogen, oxygen, and dry air are accurately known, from which the specific gravity of aqueous vapor is found to be 0.6221.

If English units of temperature, pressure, and weight are used, we find the weight of a cubic foot of saturated aqueous vapor in grains is:

$$W = 11.7449 \frac{F'}{1 + 0.002037(t - 32)}$$

This formula gives the weights found in the column headed "100" in table XII.

USE OF TABLES EXPLAINED

In reducing psychrometric observations, regard should be had to the atmospheric pressure at the time, and results deduced from the tables based on a pressure nearest that observed. Interpolation for intermediate pressures need not be made, and, when the pressure is not observed, an approximate value, known to be appropriate to the particular elevation of the point of observation, may be employed.

The psychrometric observations made at Weather Bureau stations will be reduced by means of the tables based on an air pressure which is numerically nearest the average or normal station pressure, and detached copies of appropriate tables for the several stations will be furnished for the convenience of observers in their daily work.

The temperatures t and t' of the wet- and dry-bulb thermometers will be read, and the difference $t - t'$ computed to the nearest tenth of a degree. It is desired that the dew point especially be taken out to the nearest whole degree, and the tables have been expanded with a view to obviating difficult interpolations. In some cases, however, double interpolations must be considered, but the proper result can often be obtained by simple inspection. When the air is very dry, however, a careful calculation is necessary.

An examination of the dew-point tables especially will show that diagonal lines exist, inclining downward and to the right, along which the tabulated values of the dew points are constant or change very little. As a result of this circumstance, when the observed values of air temperature and $t-t'$ fall even roughly midway between the values given in the arguments of the table, double interpolation will, in general, not be required, as the correct result will be obtained by dropping both intermediate fractions, even where they exceed half the interval—that is, take out the dew point corresponding to the arguments next lower than the air temperature and $t-t'$ observed.

When one of the observed quantities is quite near a tabulated value, the latter will be used, and the interpolation, if any is required, based on the other quantity only.

When the air is very dry the successive values in the table differ so much that carefully calculated interpolations will often be required.

The following examples of the use of the tables illustrate how the foregoing principles are applied:

EXAMPLE NO. 1.—AIR PRESSURE, 29.7 INCHES

Air temperature, $t=75.0^\circ$.

Depression of the wet bulb, $(t-t')=9.5^\circ$.

In this case the table for 30 inches air pressure should be used, and we find on page 18, opposite 75° in column 9.5° :

Dew point= 60° .

On this same page, opposite 60° under the column e , we find:

Vapor pressure, $e=0.517$.

Finally, on page 58, opposite 75° in column 9.5° , we find:

Relative humidity=60 percent.

EXAMPLE NO. 2.—AIR PRESSURE, 25.8 INCHES

Air temperature, $t=67.8^\circ$.

Depression of the wet bulb, $(t-t')=3.2^\circ$.

In this case the table for 25 inches on page 43 must be used, and the tabulated values which must be considered are:

	3.0°	3.5°
67°	63	62
68°	64	63

A double interpolation seems to be required in a case of this kind, but it will be observed that if we drop both the intermediate fractions and take the dew point corresponding to air temperature, 67° , and $t-t'=3^\circ$, we get dew point 63° , which is the correct result to the nearest degree. We thus have for the complete reduction of this observation:

Dew point = 63° .

Vapor pressure = 0.575.

Relative humidity = 85 percent.

EXAMPLE No. 3

The following example of the use of table XII indicates how interpolation for intermediate percentages of saturation may be effected:

What is the weight of vapor in a cubic foot corresponding to a temperature of 70° and a relative humidity of 83 percent?

	<i>Grains</i>
At 70° and 80 percent the weight is	6. 384
The additional weight for 3 percent is $\frac{1}{10}$ the weight for 30 percent, viz 2394
	6. 623

Hence, the weight at 70° and 83 percent is

For additional notes, see appendix, p. 85.

TABLE I.—Temperature of dew point in degrees Fahrenheit

[Pressure=30.0 inches]

Air temperature <i>t</i>	Vapor pressure <i>e</i>	Depression of wet-bulb thermometer (<i>t-t'</i>)														
		0.2	0.4	0.6	0.8	1.0	1.2	1.4	1.6	1.8	2.0	2.2	2.4	2.6	2.8	3.0
							<i>t</i>		<i>e</i>		<i>(t-t')</i>					
					<i>t</i>	<i>e</i>	<i>t</i>	<i>e</i>	0.1	0.2	0.3	0.4	0.5			
-40	0.0039	-52														
-39	41	-50														
-38	44	-49														
-37	46	-48														
-36	48	-46														
-35	0.0051	-45														
-34	54	-43	-59													
-33	57	-42	-56													
-32	61	-40	-53													
-31	65	-38	-50													
-30	0.0069	-36	-47													
-29	74	-35	-45													
-28	78	-33	-42	-58												
-27	83	-32	-40	-54												
-26	89	-30	-38	-50												
-25	0.0094	-29	-36	-46												
-24	0.0100	-28	-34	-43	-60											
-23	106	-27	-32	-40	-54											
-22	112	-26	-31	-38	-49											
-21	119	-25	-29	-35	-45											
-20	0.0126	-23	-28	-33	-42	-57										
-19	133	-22	-26	-31	-39	-51										
-18	141	-21	-25	-29	-36	-46										
-17	150	-20	-23	-28	-33	-42	-59									
-16	159	-19	-22	-26	-31	-38	-51									
-15	0.0168	-18	-21	-24	-29	-35	-45									
-14	178	-16	-19	-23	-27	-32	-40	-56								
-13	188	-15	-18	-21	-25	-30	-36	-48								
-12	199	-14	-17	-20	-23	-27	-33	-43	-59							
-11	210	-13	-16	-18	-22	-25	-30	-38	-50							
-10	0.0222	-12	-14	-17	-20	-24	-28	-33	-44							
-9	234	-11	-13	-16	-18	-22	-26	-30	-38	-51						
-8	247	-10	-12	-14	-17	-20	-24	-28	-34	-44						
-7	260	-9	-11	-13	-16	-18	-22	-26	-31	-38	-51					
-6	275	-8	-10	-12	-14	-17	-20	-23	-28	-33	-44					
-5	0.0291	-7	-8	-10	-13	-15	-18	-21	-25	-30	-37	-50				
-4	307	-6	-7	-9	-11	-14	-16	-19	-22	-27	-32	-42	-59			
-3	325	-4	-6	-8	-10	-12	-14	-17	-20	-24	-29	-35	-47			
-2	344	-3	-5	-7	-8	-10	-13	-15	-18	-21	-25	-30	-38	-53		
-1	363	-2	-4	-5	-7	-9	-11	-13	-16	-19	-22	-27	-32	-42	-60	
0	0.0383	-1	-3	-4	-6	-7	-9	-12	-14	-17	-20	-23	-28	-35	-46	
+1	403	±0	-2	-3	-4	-6	-8	-10	-12	-15	-17	-20	-25	-30	-37	-50
2	423	+1	-1	-2	-3	-5	-6	-8	-10	-13	-15	-18	-21	-26	-31	-40
3	444	2	+1	-1	-2	-4	-5	-7	-9	-11	-13	-16	-19	-22	-27	-32
4	467	3	2	±0	-1	-2	-4	-5	-7	-9	-11	-14	-16	-19	-23	-28
5	0.0491	4	3	+1	±0	-1	-3	-4	-6	-7	-9	-12	-14	-17	-20	-24
6	515	5	4	3	+1	±0	-1	-3	-4	-6	-8	-10	-12	-15	-17	-21
7	542	6	5	4	2	+1	±0	-1	-3	-4	-6	-8	-10	-12	-15	-18
8	570	7	6	5	4	3	+1	±0	-2	-3	-5	-6	-8	-10	-13	-15
9	600	8	7	6	5	4	3	+1	±0	-2	-3	-5	-6	-8	-10	-13
10	0.0631	9	8	7	6	5	4	3	+1	±0	-2	-3	-5	-6	-8	-10
11	665	10	9	8	7	6	5	4	3	+1	±0	-1	-3	-4	-6	-8
12	699	11	10	9	8	7	6	5	4	3	+2	±0	-1	-3	-4	-6
13	735	12	11	11	10	9	8	7	6	4	3	+2	±0	-1	-2	-4
14	772	13	12	12	11	10	9	8	7	6	5	3	+2	+1	-1	-2
15	0.0810	14	13	13	12	11	10	9	8	7	6	5	4	2	+1	±0
16	850	15	14	14	13	12	11	10	9	8	7	6	5	4	3	+1
17	891	16	15	15	14	13	12	11	10	9	8	7	6	5	4	3
18	933	17	17	16	15	14	13	13	12	11	10	9	8	7	6	5
19	0.0979	18	18	17	16	15	15	14	13	12	11	10	9	8	7	6
20	0.1026	19	19	18	17	16	16	15	14	13	12	12	11	10	9	8

TABLE I.—*Temperature of dew point in degrees Fahrenheit—Continued*

[Pressure=30.0 inches]

Air tem- per- ature <i>t</i>	Depression of wet-bulb thermometer (<i>t-t'</i>)														
	3.2	3.4	3.6	3.8	4.0	4.2	4.4	4.6	4.8	5.0	5.2	5.4	5.6	5.8	6.0
2	-56														
3	-43														
4	-34	-46													
5	-29	-36	-49												
6	-25	-30	-39	-53											
7	-21	-26	-31	-41	-58										
8	-18	-22	-26	-32	-42										
9	-15	-19	-22	-27	-33	-44									
10	-13	-16	-19	-23	-27	-34	-45								
11	-10	-13	-16	-19	-22	-27	-34	-46							
12	-8	-10	-13	-15	-19	-22	-27	-34	-47						
13	-6	-8	-10	-12	-15	-18	-22	-27	-34	-46					
14	-4	-6	-8	-10	-12	-15	-18	-22	-27	-33	-45				
15	-2	-4	-5	-7	-9	-12	-15	-18	-21	-26	-32	-44			
16	±0	-2	-3	-5	-7	-9	-11	-14	-17	-20	-25	-31	-42		
17	+2	±0	-1	-3	-4	-6	-8	-11	-13	-16	-20	-24	-30	-39	-57
18	+3	+2	+1	-1	-2	-4	-6	-8	-10	-13	-16	-19	-23	-29	-37
29	+5	+4	+3	+1	±0	-2	-4	-5	-7	-10	-12	-15	-18	-22	-27
20	+7	+6	+4	+3	+2	±0	-1	-3	-5	-7	-9	-11	-14	-17	-21

TABLE I.—Temperature of dew point in degrees Fahrenheit—Continued

[Pressure=30.0 inches]

Air temperature <i>t</i>	Vapor pressure <i>e</i>	Depression of wet-bulb thermometer (<i>t-t'</i>)														
		0.5	1.0	1.5	2.0	2.5	3.0	3.5	4.0	4.5	5.0	5.5	6.0	6.5	7.0	7.5
20	0.103	18	16	14	12	10	8	5	2	-2	-7	-13	-21	-37		
21	.108	19	18	16	14	12	9	7	3	±0	-4	-9	-16	-27	-60	
22	.113	20	19	17	15	13	11	8	5	+2	-2	-6	-12	-20	-36	
23	.118	21	20	18	16	14	12	10	7	4	±0	-4	-9	-16	-26	-57
24	.124	23	21	19	17	15	13	11	9	6	+2	-1	-6	-12	-20	-35
25	0.130	24	22	20	19	17	15	13	10	8	5	+1	-3	-8	-15	-25
26	.136	25	23	22	20	18	16	14	12	9	7	3	-1	-5	-11	-18
27	.143	26	24	23	21	19	18	16	13	11	8	5	+2	-2	-7	-14
28	.150	27	25	24	22	21	19	17	15	13	10	7	4	±0	-4	-9
29	.157	28	26	25	23	22	20	18	16	14	12	9	6	+3	-1	-5
30	0.164	29	27	26	25	23	21	20	18	16	14	11	8	5	+2	-2
31	.172	30	28	27	26	24	23	21	19	17	15	13	10	8	4	±0
32	.180	31	30	28	27	25	24	22	21	19	17	15	12	10	7	+3
33	.187	32	31	29	28	27	25	24	22	20	18	16	14	12	9	6
34	.195	33	32	30	29	28	26	25	23	22	20	18	16	13	11	8
35	0.203	34	33	31	30	29	28	26	25	23	21	19	17	15	13	10
36	.211	35	34	32	31	30	29	27	26	24	23	21	19	17	15	12
37	.219	36	35	33	32	31	30	28	27	26	24	22	21	19	17	14
38	.228	37	36	34	33	32	31	29	28	27	25	24	22	20	18	16
39	.237	38	37	35	34	33	32	31	29	28	27	25	23	22	20	18
40	0.247	39	38	37	35	34	33	32	30	29	28	26	25	23	21	20
41	.256	40	39	38	36	35	34	33	31	30	29	27	26	24	23	21
42	.266	41	40	39	38	36	35	34	33	31	30	29	27	26	24	23
43	.277	42	41	40	39	37	36	35	34	32	31	30	28	27	25	24
44	.287	43	42	41	40	38	37	36	35	34	32	31	30	28	27	25
45	0.298	44	43	42	41	40	38	37	36	35	34	32	31	30	28	27
46	.310	45	44	43	42	41	40	38	37	36	35	33	32	31	29	28
47	.322	46	45	44	43	42	41	40	38	37	36	35	33	32	31	29
48	.334	47	46	45	44	43	42	41	40	38	37	36	35	33	32	31
49	.347	48	47	46	45	44	43	42	41	40	38	37	36	34	33	32
50	0.360	49	48	47	46	45	44	43	42	41	40	38	37	36	34	33
51	.373	50	46	48	47	46	45	44	43	42	41	40	38	37	36	34
52	.387	51	50	49	48	47	46	45	44	43	42	41	40	38	37	36
53	.402	52	51	50	49	48	47	46	45	44	43	42	41	40	38	37
54	.417	53	52	51	50	49	48	47	46	45	44	43	42	41	40	38
55	0.432	54	53	52	51	50	50	49	48	47	45	44	43	42	41	40
56	.448	55	54	53	53	52	51	50	49	48	47	46	44	43	42	41
57	.465	56	55	54	54	53	52	51	50	49	48	47	46	45	43	42
58	.482	57	56	55	55	54	53	52	51	50	49	48	47	46	45	44
59	.499	58	57	56	56	55	54	53	52	51	50	49	48	47	46	45
60	0.517	59	58	57	57	56	55	54	53	52	51	50	49	48	47	46
61	.536	60	59	59	58	57	56	55	54	53	52	51	50	49	48	47
62	.555	61	60	60	59	58	57	56	55	54	53	53	52	51	50	48
63	.575	62	61	61	60	59	58	57	56	55	55	54	53	52	51	50
64	.595	63	62	62	61	60	59	58	57	57	56	55	54	53	52	51
65	0.616	64	63	63	62	61	60	59	59	58	57	56	55	54	53	52
66	.638	65	64	64	63	62	61	60	60	59	58	57	56	55	54	53
67	.661	66	65	65	64	63	62	61	60	59	58	57	56	55	54	53
68	.684	67	67	66	65	64	63	63	62	61	60	59	58	57	57	56
69	.707	68	68	67	66	65	64	64	63	62	61	60	59	59	58	57
70	0.732	69	69	68	67	66	65	65	64	63	62	61	61	60	59	58
71	.757	70	70	69	68	67	66	66	65	64	63	62	62	61	60	59
72	.783	71	71	70	69	68	68	67	66	65	64	64	63	62	61	60
73	.810	72	72	71	70	69	69	68	67	66	66	65	64	63	62	61
74	.838	73	73	72	71	70	70	69	68	67	67	66	65	64	63	62
75	0.866	74	74	73	72	71	71	70	69	68	68	67	66	65	64	64
76	.896	75	75	74	73	72	72	71	70	69	69	68	67	66	66	65
77	.926	76	76	75	74	73	73	72	71	71	70	69	68	67	67	66
78	.957	77	77	76	75	75	74	73	72	72	71	70	69	69	68	67
79	0.989	78	78	77	76	76	75	74	73	73	72	71	70	70	69	68
80	1.022	79	79	78	77	77	76	75	74	74	73	72	72	71	70	69

TABLE I.—Temperature of dew point in degrees Fahrenheit—Continued

[Pressure=30.0 inches]

Air temperature <i>t</i>	Vapor pressure <i>e</i>	Depression of wet-bulb thermometer (<i>t-t'</i>)														
		8.0	8.5	9.0	9.5	10.0	10.5	11.0	11.5	12.0	12.5	13.0	13.5	14.0	14.5	15.0
25	0.130	-51														
26	.136	-32														
27	.143	-23	-45													
28	.150	-17	-29													
29	.157	-12	-20	-39												
30	0.164	-7	-14	-25	-57											
31	.172	-4	-10	-18	-31											
32	.180	-1	-6	-12	-21	-42										
33	.187	+2	-2	-7	-14	-26										
34	.195	5	+1	-3	-9	-17	-32									
35	0.203	7	4	±0	-5	-11	-20	-41								
36	.211	10	7	+3	-1	-6	-14	-25	-58							
37	.219	12	9	6	+2	-3	-8	-16	-29							
38	.228	14	11	8	5	+1	-4	-10	-19	-36						
39	.237	16	13	11	8	4	±0	-5	-12	-22	-47					
40	0.247	18	15	13	10	7	+3	-1	-6	-14	-26					
41	.256	19	17	15	12	10	6	+2	-2	-8	-16	-30				
42	.266	21	19	17	14	12	9	6	+2	-3	-9	-18	-36			
43	.277	22	20	19	16	14	11	9	5	+1	-4	-11	-21	-45		
44	.287	24	22	20	18	16	13	11	8	4	±0	-5	-12	-24	-60	
45	0.298	25	23	22	20	18	15	13	10	7	+4	-1	-6	-14	-27	
46	.310	27	25	23	21	20	17	15	13	10	7	+3	-2	-7	-16	-30
47	.322	28	26	25	23	21	19	17	15	12	9	6	+2	-3	-9	-17
48	.334	29	28	26	25	23	21	19	17	14	12	9	5	+1	-4	-10
49	.347	30	29	28	26	24	23	21	19	16	14	11	8	5	±0	-5
50	0.360	32	30	29	27	26	24	22	21	18	16	13	11	8	+4	±0
51	.373	33	32	30	29	27	26	24	22	20	18	16	13	10	7	+3
52	.387	34	33	32	30	29	27	26	24	22	20	18	16	13	10	7
53	.402	36	34	33	32	30	29	27	26	24	22	20	18	15	13	10
54	.417	37	36	34	33	32	30	29	27	25	24	22	20	18	15	12
55	0.432	38	37	36	34	33	32	30	29	27	25	24	22	20	17	15
56	.448	40	39	37	36	34	33	32	30	29	27	25	24	22	19	17
57	.465	41	40	39	37	36	34	33	32	30	29	27	25	24	21	19
58	.482	42	41	40	39	37	36	35	33	32	30	29	27	25	23	21
59	.499	44	43	41	40	39	37	36	35	33	32	30	29	27	25	23
60	0.517	45	44	43	41	40	39	38	36	35	33	32	30	29	27	25
61	.536	46	45	44	43	42	40	39	38	36	35	33	32	30	29	27
62	.555	47	46	45	44	43	42	40	39	38	36	35	33	32	30	29
63	.575	49	48	47	45	44	43	42	41	39	38	36	35	34	32	30
64	.595	50	49	48	47	46	44	43	42	41	39	38	37	35	34	32
65	0.616	51	50	49	48	47	46	45	43	42	41	40	38	37	35	34
66	.638	52	51	50	49	48	47	46	45	44	42	41	40	38	37	35
67	.661	53	53	52	50	49	48	47	46	45	44	43	41	40	38	37
68	.684	55	54	53	52	51	50	49	48	46	45	44	43	42	40	39
69	.707	56	55	54	53	52	51	50	49	48	46	45	44	43	42	40
70	0.732	57	56	55	54	53	52	51	50	49	48	47	46	44	43	42
71	.757	58	57	56	55	54	53	52	51	50	49	48	47	46	45	43
72	.783	59	58	58	57	56	55	54	53	52	51	50	48	47	46	45
73	.810	60	60	59	58	57	56	55	54	53	52	51	50	49	48	46
74	.838	62	61	60	59	58	57	56	55	54	53	52	51	50	49	48
75	0.866	63	62	61	60	59	58	57	56	55	55	54	52	51	50	49
76	.896	64	63	62	61	60	60	59	58	57	56	55	54	53	52	51
77	.926	65	64	63	62	62	61	60	59	58	57	56	55	54	53	52
78	.957	66	65	64	64	63	62	61	60	59	58	57	56	55	54	53
79	0.989	67	66	66	65	64	63	62	61	60	59	58	57	56	55	55
80	1.022	68	68	67	66	65	64	63	63	62	61	60	59	58	57	56

TABLE I.—Temperature of dew point in degrees Fahrenheit—Continued

[Pressure=30.0 inches]

Air temperature <i>t</i>	Depression of wet-bulb thermometer (<i>t-t'</i>).														
	15.5	16.0	16.5	17.0	17.5	18.0	18.5	19.0	19.5	20.0	20.5	21.0	21.5	22.0	22.5
47	-35														
48	-20	-41													
49	-12	-22	-53												
50	-6	-13	-26												
51	-1	-7	-15	-29											
52	+3	-2	-8	-17	-33										
53	7	+2	-3	-9	-18	-39									
54	10	6	+2	-4	-10	-20	-47								
55	12	9	6	+1	-4	-12	-23	-59							
56	15	12	9	5	+1	-5	-13	-25							
57	17	14	12	9	5	±0	-6	-14	-27						
58	19	17	14	11	8	+4	-1	-6	-15	-30					
59	21	19	17	14	11	8	+4	-1	-7	-16	-33				
60	23	21	19	17	14	11	8	+4	-2	-8	-17	-36			
61	25	23	21	19	17	14	11	8	+3	-2	-8	-18			
62	27	25	23	21	19	16	14	11	7	-3	-2	-9	-40		
63	29	27	25	23	21	19	17	14	11	7	+3	-2	-9	-20	-45
64	31	29	27	25	23	21	19	17	14	11	7	+3	-3	-10	-49
65	32	31	29	27	25	24	21	19	17	14	11	7	+3	-3	-10
66	34	32	31	29	27	26	24	22	19	17	14	11	7	+2	-3
67	36	34	32	31	29	28	26	24	22	19	17	14	11	7	+2
68	37	36	34	33	31	29	28	26	24	22	19	17	14	11	7
69	39	37	36	34	33	31	30	28	26	24	22	19	17	14	11
70	40	39	38	36	34	33	31	30	28	26	24	22	20	17	14
71	42	41	39	38	36	35	33	31	30	28	26	24	22	20	17
72	44	42	41	40	38	37	35	33	32	30	28	26	24	22	20
73	45	44	43	41	40	38	37	35	34	32	30	28	27	25	22
74	47	45	44	43	41	40	39	37	35	34	32	30	29	27	25
75	48	47	46	44	43	42	40	39	37	36	34	32	31	29	27
76	49	48	47	46	45	43	42	41	39	38	36	34	33	31	29
77	51	50	49	48	46	45	44	42	41	39	38	36	35	33	31
78	52	51	50	49	48	46	45	44	43	41	40	38	37	35	33
79	54	53	52	50	49	48	47	46	44	43	42	40	38	37	35
80	55	54	53	52	51	50	48	47	46	44	43	42	40	39	37

<i>t</i>	Depression of wet-bulb thermometer (<i>t-t'</i>)														
	23.0	23.5	24.0	24.5	25.0	25.5	26.0	26.5	27.0	27.5	28.0	28.5	29.0	29.5	30.0
64	-54														
65	-22														
66	-11	-22													
67	-3	-11	-23												
68	+2	-3	-11	-24											
69	7	+2	-3	-11	-24										
70	11	7	+2	-3	-11	-24									
71	14	11	7	+3	-3	-11	-24								
72	17	14	11	7	+3	-3	-11	-24							
73	20	17	15	11	8	+3	-3	-11	-24						
74	23	20	18	15	12	8	+3	-3	-10	-24					
75	25	23	21	18	15	12	8	+4	-2	-10	-23				
76	27	25	23	21	18	15	12	8	+4	-2	-10	-22			
77	29	28	26	23	21	18	16	13	9	+4	-2	-9	-21		
78	31	30	28	26	24	21	19	16	13	9	+5	-1	-9	-20	
79	34	32	30	28	26	24	22	19	16	13	10	+5	-1	-8	-20
80	36	34	32	30	28	26	24	22	20	17	13	10	+6	±0	-7

TABLE I.—Temperature of dew point in degrees Fahrenheit—Continued

[Pressure=30.0 inches]

Air temperature <i>t</i>	Vapor pressure <i>e</i>	Depression of wet-bulb thermometer (<i>t-t'</i>)														
		1	2	3	4	5	6	7	8	9	10	11	12	13	14	15
80	1.022	79	77	76	74	73	72	70	68	67	65	63	62	60	58	56
81	.056	80	78	77	75	74	73	71	70	68	66	65	63	61	59	57
82	.091	81	79	78	77	75	74	72	71	69	67	66	64	62	60	59
83	.127	82	80	79	78	76	75	73	72	70	69	67	65	64	62	60
84	.163	83	81	80	79	77	76	74	73	71	70	68	66	65	63	61
85	1.201	84	82	81	80	78	77	75	74	72	71	69	68	66	64	62
86	.241	85	83	82	81	79	78	76	75	73	72	70	69	67	65	64
87	.281	86	84	83	82	80	79	78	76	75	73	72	70	68	67	65
88	.322	87	85	84	83	81	80	79	77	76	74	73	71	69	68	66
89	.364	88	86	85	84	82	81	80	78	77	75	74	72	71	69	67
90	1.408	89	87	86	85	83	82	81	79	78	76	75	73	72	70	69
91	.453	90	88	87	86	85	83	82	80	79	78	76	75	73	71	70
92	.499	91	89	88	87	86	84	83	81	80	79	77	76	74	73	71
93	.546	92	90	89	88	87	85	84	83	81	80	78	77	75	74	72
94	.595	93	92	90	89	88	86	85	84	82	81	79	78	76	75	73
95	1.645	94	93	91	90	89	87	86	85	83	82	80	79	78	76	74
96	.696	95	94	92	91	90	88	87	86	84	83	82	80	79	77	76
97	.749	96	95	93	92	91	89	88	87	85	84	83	81	80	78	77
98	.803	97	96	94	93	92	90	89	88	87	85	84	82	81	79	78
99	.859	98	97	95	94	93	92	90	89	88	86	85	83	82	81	79
100	1.916	99	98	96	95	94	93	91	90	89	87	86	85	83	82	80
101	1.975	100	99	97	96	95	94	92	91	90	88	87	86	84	83	81
102	2.035	101	100	98	97	96	95	93	92	91	89	88	87	85	84	83
103	.097	102	101	99	98	97	96	94	93	92	91	89	88	86	85	84
104	.160	103	102	100	99	98	97	95	94	93	92	90	89	88	86	85
105	2.225	104	103	101	100	99	98	96	95	94	93	91	90	89	87	86
106	.292	105	104	102	101	100	99	98	96	95	94	92	91	90	88	87
107	.360	106	105	103	102	101	100	99	97	96	95	93	92	91	90	88
108	.431	107	106	104	103	102	101	100	98	97	96	95	93	92	91	89
109	.503	108	107	105	104	103	102	101	99	98	97	96	94	93	92	90
110	2.576	109	108	106	105	104	103	102	100	99	98	97	95	94	93	91
111	.652	110	109	108	106	105	104	103	102	100	99	98	96	95	94	93
112	.730	111	110	109	107	106	105	104	103	101	100	99	98	96	95	94
113	.810	112	111	110	108	107	106	105	104	102	101	100	99	97	96	95
114	.891	113	112	111	109	108	107	106	105	103	102	101	100	98	97	96
115	2.975	114	113	112	110	109	108	107	106	104	103	102	101	99	98	97
116	3.061	115	114	113	111	110	109	108	107	105	104	103	102	101	99	98
117	.148	116	115	114	112	111	110	109	108	107	105	104	103	102	100	99
118	.239	117	116	115	113	112	111	110	109	108	106	105	104	103	101	100
119	.331	118	117	116	114	113	112	111	110	109	107	106	105	104	102	101
120	3.425	119	118	117	115	114	113	112	111	110	108	107	106	105	104	102
121	.522	120	119	118	116	115	114	113	112	111	109	108	107	106	105	103
122	.621	121	120	119	118	116	115	114	113	112	110	109	108	107	106	104
123	.723	122	121	120	119	117	116	115	114	113	112	110	109	108	107	106
124	.827	123	122	121	120	118	117	116	115	114	113	111	110	109	108	107
125	3.933	124	123	122	121	119	118	117	116	115	114	112	111	110	109	108
126	4.042	125	124	123	122	120	119	118	117	116	115	113	112	111	110	109
127	.154	126	125	124	123	121	120	119	118	117	116	114	113	112	111	110
128	.268	127	126	125	124	122	121	120	119	118	117	116	114	113	112	111
129	.385	128	127	126	125	123	122	121	120	119	118	117	115	114	113	112
130	4.504	129	128	127	126	124	123	122	121	120	119	118	116	115	114	113
131	.627	130	129	128	127	125	124	123	122	121	120	119	117	116	115	114
132	.752	131	130	129	128	126	125	124	123	122	121	120	119	117	116	115
133	4.880	132	131	130	129	127	126	125	124	123	122	121	120	118	117	116
134	5.011	133	132	131	130	129	127	126	125	124	123	122	121	119	118	117
135	5.145	134	133	132	131	130	128	127	126	125	124	123	122	120	119	118
136	.282	135	134	133	132	131	129	128	127	126	125	124	123	122	120	119
137	.422	136	135	134	133	132	130	129	128	127	126	125	124	123	121	120
138	.565	137	136	135	134	133	131	130	129	128	127	126	125	124	122	121
139	.712	138	137	136	135	134	132	131	130	129	128	127	126	125	123	122
140	5.862	139	138	137	136	135	133	132	131	130	129	128	127	126	124	123

TABLE I.—Temperature of dew point in degrees Fahrenheit—Continued

[Pressure=30.0 inches]

Air temperature <i>t</i>	Vapor pressure <i>e</i>	Depression of wet-bulb thermometer (<i>t-t'</i>)														
		16	17	18	19	20	21	22	23	24	25	26	27	28	29	30
80	1.022	54	52	50	47	44	42	39	36	32	28	24	20	13	6	-7
81	.056	55	53	51	49	46	43	41	38	34	31	27	22	17	10	±0
82	.091	57	55	52	50	48	45	42	39	36	33	29	25	20	14	+7
83	.127	58	56	54	52	49	47	44	41	38	35	31	27	23	18	11
84	.163	59	57	55	53	51	48	46	43	40	37	34	30	26	21	15
85	1.201	61	59	57	54	52	50	48	45	42	39	36	32	28	24	19
86	.241	62	60	58	56	54	52	49	47	44	41	38	34	31	27	22
87	.281	63	61	59	57	55	53	51	48	46	43	40	36	33	29	25
88	.322	64	62	61	59	57	55	52	50	47	45	42	38	35	31	27
89	.364	66	64	62	60	58	56	54	51	49	46	44	41	37	34	30
90	1.408	67	65	63	61	59	57	55	53	51	48	45	43	39	36	32
91	.453	68	66	65	63	61	59	57	55	52	50	47	44	41	38	35
92	.499	69	68	66	64	62	60	58	56	54	51	49	46	43	40	37
93	.546	71	69	67	65	63	62	60	58	55	53	51	48	45	42	39
94	.595	72	70	68	67	65	63	61	59	57	55	52	50	47	44	41
95	1.645	73	71	70	68	66	64	62	60	58	56	54	52	49	46	43
96	.696	74	72	71	69	67	66	64	62	60	58	55	53	51	48	45
97	.749	75	74	72	70	69	67	65	63	61	59	57	55	52	50	47
98	.803	76	75	73	72	70	68	66	64	63	61	58	56	54	52	49
99	.859	78	76	74	73	71	69	68	66	64	62	60	58	56	53	51
100	1.916	79	77	76	74	72	71	69	67	65	63	61	59	57	55	52
101	1.975	80	78	77	75	74	72	70	69	67	65	63	61	59	56	54
102	2.035	81	80	78	76	75	73	72	70	68	66	64	62	60	58	56
103	.097	82	81	79	78	76	74	73	71	69	68	66	64	62	60	57
104	.160	83	82	80	79	77	76	74	72	71	69	67	65	63	61	59
105	2.225	84	83	82	80	78	77	75	74	72	70	68	67	65	63	61
106	.292	86	84	83	81	80	78	77	75	73	72	70	68	66	64	62
107	.360	87	85	84	82	81	79	78	76	75	73	71	69	67	66	64
108	.431	88	86	85	84	82	81	79	77	76	74	72	71	69	67	65
109	.503	89	88	86	85	83	82	80	79	77	75	74	72	70	68	66
110	2.576	90	89	87	86	84	83	81	80	78	77	75	73	72	70	68
111	.652	91	90	88	87	86	84	83	81	80	78	76	75	73	71	69
112	.730	92	91	90	88	87	85	84	82	81	79	78	76	74	72	71
113	.810	93	92	91	89	88	86	85	84	82	80	79	77	76	74	72
114	.891	94	93	92	90	89	88	86	85	83	82	80	79	77	75	73
115	2.975	96	94	93	92	90	89	87	86	84	83	81	80	78	76	75
116	3.061	97	95	94	93	91	90	88	87	86	84	83	81	79	78	76
117	.148	98	96	95	94	92	91	90	88	87	85	84	82	81	79	77
118	.239	99	98	96	95	94	92	91	89	88	86	85	84	82	80	79
119	.331	100	99	97	96	95	93	92	91	89	88	86	85	83	82	80
120	3.425	101	100	98	97	96	94	93	92	90	89	87	86	84	83	81
121	.522	102	101	100	98	97	96	94	93	91	90	89	87	86	84	83
122	.621	103	102	101	99	98	97	95	94	93	91	90	88	87	85	84
123	.723	104	103	102	100	99	98	96	95	94	92	91	90	88	87	85
124	.827	105	104	103	102	100	99	98	96	95	94	92	91	89	88	86
125	3.933	106	105	104	103	101	100	99	97	96	95	93	92	90	89	88
126	4.042	107	106	105	104	102	101	100	99	97	96	94	93	92	90	89
127	.154	109	107	106	105	104	102	101	100	98	97	96	94	93	91	90
128	.268	110	108	107	106	105	103	102	101	99	98	97	95	94	93	91
129	.385	111	109	108	107	106	104	103	102	101	99	98	97	95	94	92
130	4.504	112	110	109	108	107	106	104	103	102	100	99	98	96	95	94
131	.627	113	112	110	109	108	107	105	104	103	101	100	99	97	96	95
132	.752	114	113	111	110	109	108	106	105	104	103	101	100	99	97	96
133	.880	115	114	112	111	110	109	108	106	105	104	102	101	100	98	97
134	5.011	116	115	114	112	111	110	109	107	106	105	104	102	101	100	98
135	5.145	117	116	115	113	112	111	110	108	107	106	105	103	102	101	99
136	.282	118	117	116	114	113	112	111	110	108	107	106	104	103	102	101
137	.422	119	118	117	116	114	113	112	111	109	108	107	106	104	103	102
138	.565	120	119	118	117	115	114	113	112	110	109	108	107	105	104	103
139	.712	121	120	119	118	116	115	114	113	112	110	109	108	107	105	104
140	5.862	122	121	120	119	117	116	115	114	113	111	110	109	108	106	105

TABLE I.—Temperature of dew point in degrees Fahrenheit—Continued

[Pressure=30.0 inches]

Air temperature <i>t</i>	Vapor pressure <i>e</i>	Depression of wet-bulb thermometer (<i>t-t'</i>)														
		31	32	33	34	35	36	37	38	39	40	41	42	43	44	45
80	1.022	-53														
81	.056	-18														
82	.091	-6	-43													
83	.127	+2	-15													
84	.163	8	-4	-33												
85	1.201	12	+3	-12												
86	.241	16	9	-2	-27											
87	.281	20	13	+5	-10											
88	.322	23	17	10	±0	-22										
89	.364	26	21	15	+6	-7										
90	1.408	28	24	19	11	+1	-17									
91	.453	31	27	22	16	8	-4	-40								
92	.499	33	29	25	20	13	+4	-13								
93	.546	36	32	28	23	17	10	-2	-28							
94	.595	38	34	30	26	21	14	+6	-9							
95	1.645	40	37	33	29	24	19	11	+1	-20						
96	.696	42	39	35	31	27	22	16	8	-5						
97	.749	44	41	38	34	30	25	20	13	+3	-15					
98	.803	46	43	40	36	32	28	23	17	10	-2	-33				
99	.859	48	45	42	39	35	31	26	21	15	+6	-10				
100	1.916	50	47	44	41	37	33	29	25	19	12	+1	-22			
101	1.975	52	49	46	43	40	36	32	28	23	17	8	-5			
102	2.035	53	51	48	45	42	38	35	31	26	21	14	+4	-14		
103	.097	55	53	50	47	44	41	37	33	29	24	18	11	-2	-32	
104	.160	57	54	52	49	46	43	40	36	32	27	22	16	+7	-9	
105	2.225	58	56	54	51	48	45	42	38	34	30	26	20	13	+2	-20
106	.292	60	58	55	53	50	47	44	41	37	33	29	24	18	9	-4
107	.360	62	59	57	55	52	49	46	43	40	36	32	27	22	15	+5
108	.431	63	61	59	56	54	51	48	45	42	39	35	30	25	20	12
109	.503	64	62	60	58	56	53	50	47	44	41	37	33	29	23	17
110	2.576	66	64	62	60	57	55	52	50	47	43	40	36	32	27	21
111	.652	67	65	63	61	59	57	54	52	49	46	42	39	35	30	25
112	.730	69	67	65	63	61	58	56	54	51	48	45	41	37	33	29
113	.810	70	68	66	64	62	60	58	55	53	50	47	44	40	36	32
114	.891	72	70	68	66	64	62	59	57	55	52	49	46	43	39	35
115	2.975	73	71	69	67	65	63	61	59	56	54	51	48	45	42	38
116	3.061	74	73	71	69	67	65	63	60	58	56	53	50	47	44	40
117	.148	76	74	72	70	68	66	64	62	60	58	55	52	49	46	43
118	.239	77	75	74	72	70	68	66	64	62	59	57	54	51	49	45
119	.331	78	77	75	73	71	69	67	65	63	61	59	56	53	51	48
120	3.425	80	78	76	75	73	71	69	67	65	63	60	58	55	53	50
121	.522	81	79	78	76	74	72	70	68	66	64	62	60	57	55	52
122	.621	82	81	79	77	76	74	72	70	68	66	64	62	59	57	54
123	.723	84	82	80	79	77	75	73	71	69	67	65	63	61	58	56
124	.827	85	83	82	80	78	77	75	73	71	69	67	65	63	60	58
125	3.933	86	84	83	81	80	78	76	74	72	71	69	66	64	62	60
126	4.042	87	86	84	83	81	79	78	76	74	72	70	68	66	64	62
127	.154	88	87	85	84	82	81	79	77	75	74	72	70	68	65	63
128	.268	90	88	87	85	84	82	80	79	77	75	73	71	69	67	65
129	.385	91	89	88	86	85	83	82	80	78	76	75	73	71	69	67
130	4.504	92	91	89	88	86	85	83	81	80	78	76	74	72	70	68
131	.627	93	92	90	89	87	86	84	83	81	79	77	76	74	72	70
132	.752	94	93	92	90	89	87	86	84	82	81	79	77	75	73	71
133	.880	96	94	93	91	90	88	87	85	84	82	80	78	77	75	73
134	5.011	97	95	94	93	91	90	88	87	85	83	82	80	78	76	74
135	5.145	98	97	95	94	92	91	89	88	86	85	83	81	80	78	76
136	.282	99	98	96	95	94	92	91	89	88	86	84	83	81	79	77
137	.422	100	99	98	96	95	93	92	90	89	87	86	84	82	81	79
138	.565	101	100	99	97	96	95	93	92	90	89	87	85	84	82	80
139	.712	103	101	100	99	97	96	94	93	91	90	88	87	85	83	82
140	5.862	104	102	101	100	98	97	96	94	93	91	90	88	86	85	83

TABLE I.—Temperature of dew point in degrees Fahrenheit—Continued

[Pressure=30.0 inches]

Air temperature <i>t</i>	Depression of wet-bulb thermometer (<i>t-t'</i>)														
	46	47	48	49	50	51	52	53	54	55	56	57	58	59	60
106	-56														
107	-12														
108	±0	-26													
109	+8	-6													
110	14	+4	-16												
111	19	11	-1	-35											
112	23	17	+8	-8											
113	27	21	14	+3	-19										
114	30	25	19	11	-2	-50									
115	33	29	23	16	+7	-10									
116	36	32	27	21	14	+2	-22								
117	39	35	30	25	19	10	-3								
118	42	38	34	29	23	16	+7	-11							
119	44	41	37	32	27	21	14	+2	-25						
120	47	43	39	35	30	25	19	10	-4						
121	49	46	42	38	34	29	23	16	+6	-12					
122	51	48	45	41	37	32	27	21	14	+1	-27				
123	53	50	47	44	40	36	31	25	19	10	-4				
124	55	52	49	46	43	39	34	29	24	17	+7	-13			
125	57	54	52	49	45	42	37	33	28	22	14	+2	-29		
126	59	56	54	51	48	44	40	36	31	26	19	11	-4		
127	61	58	56	53	50	47	43	39	35	30	24	17	+7	-13	
128	63	60	58	55	52	49	46	42	38	33	28	22	14	+2	-27
129	64	62	60	57	54	51	48	45	41	37	32	26	20	11	-4
130	66	64	62	59	56	54	51	47	44	40	35	30	25	17	+7
131	68	66	63	61	58	56	53	50	46	43	39	34	29	23	15
132	69	67	65	63	60	58	55	52	49	45	42	37	32	27	21
133	71	69	67	64	62	60	57	54	51	48	44	40	36	31	25
134	73	71	68	66	64	62	59	56	53	50	47	43	39	34	29
135	74	72	70	68	66	63	61	58	56	53	50	46	42	38	33
136	76	74	72	70	67	65	63	60	58	55	52	49	45	41	37
137	77	75	73	71	69	67	65	62	60	57	54	51	48	44	40
138	78	77	75	73	71	69	66	64	62	59	56	53	50	47	43
139	80	78	76	74	72	70	68	66	64	61	58	56	53	50	46
140	81	80	78	76	74	72	70	68	65	63	60	58	55	52	49

TABLE II.—Temperature of dew point in degrees Fahrenheit

[Pressure=29.0 inches]

Air temperature <i>t</i>	Vapor pressure <i>e</i>	Depression of wet-bulb thermometer (<i>t-t'</i>)														
		0.2	0.4	0.6	0.8	1.0	1.2	1.4	1.6	1.8	2.0	2.2	2.4	2.6	2.8	3.0
		<i>t</i>		<i>e</i>		<i>t</i>		<i>e</i>		<i>(t-t')</i>						
												.1	.2	.3	.4	.5
-40	0.0039	-51														
-39	41	-50														
-38	44	-49														
-37	46	-47														
-36	48	-46														
-35	.0051	-44														
-34	54	-43	-58													
-33	57	-41	-55													
-32	61	-40	-52													
-31	65	-38	-49													
-30	.0069	-36	-47													
-29	74	-34	-44													
-28	78	-33	-42	-56												
-27	83	-32	-40	-52												
-26	89	-30	-37	-49												
-25	.0094	-29	-35	-45												
-24	.0100	-28	-34	-42	-57											
-23	106	-27	-32	-40	-51											
-22	112	-26	-30	-37	-47											
-21	119	-24	-29	-34	-44	-60										
-20	.0126	-23	-28	-33	-40	-53										
-19	133	-22	-26	-31	-37	-48										
-18	141	-21	-25	-29	-34	-44										
-17	150	-20	-23	-27	-32	-40	-55									
-16	159	-18	-22	-26	-30	-37	-48									
-15	.0168	-17	-20	-24	28	-34	-43	-59								
-14	178	-16	-19	-22	-26	-31	-39	-51								
-13	188	-15	-18	-21	-24	-29	-35	-45								
-12	199	-14	-17	-19	-23	-27	-32	-40	-53							
-11	210	-13	-15	-18	-21	-25	-29	-36	-46							
-10	.0222	-12	-14	-17	-19	-23	-27	-32	-40	-56						
-9	234	-11	-13	-15	-18	-21	-25	-29	-36	-47						
-8	247	-10	-12	-14	-16	-19	-23	-27	-32	-41	-55					
-7	260	-9	-11	-13	-15	-18	-21	-24	-29	-35	-46					
-6	275	-8	-10	-12	-14	-16	-19	-22	-26	-32	-40	-54				
-5	.0291	-7	-8	-10	-12	-15	-17	-20	-24	-29	-35	-45				
-4	307	-5	-7	-9	-11	-13	-16	-18	-22	-26	-30	-38	-50			
-3	325	-4	-6	-8	-10	-12	-14	-16	-19	-23	-27	-32	-42	-59		
-2	344	-3	-5	-6	-8	-10	-12	-15	-17	-20	-24	-29	-35	-47		
-1	363	-2	-4	-5	-7	-9	-11	-13	-15	-18	-21	-25	-30	-38	-51	
0	.0383	-1	-3	-4	-5	-7	-9	-11	-13	-16	-19	-22	-26	-32	-40	-57
+1	403	±0	-2	-3	-4	-6	-7	-9	-12	-14	-16	-19	-23	-28	-34	-44
2	423	+1	±0	-2	-3	-5	-6	-8	-10	-12	-14	-17	-20	-24	-29	-35
3	444	2	+1	-1	-2	-3	-5	-6	-8	-10	-12	-15	-18	-21	-25	-30
4	467	3	2	±0	-1	-2	-4	-5	-7	-9	-11	-13	-15	-18	-22	-26
5	.0491	4	3	+2	±0	-1	-2	-4	-5	-7	-9	-11	-13	-16	-19	-22
6	515	5	4	3	+1	±0	-1	-2	-4	-5	-7	-9	-11	-14	-16	-19
7	542	6	5	4	3	+1	±0	-1	-3	-4	-5	-7	-9	-12	-14	-16
8	570	7	6	5	4	3	+1	±0	-1	-3	-4	-5	-7	-10	-12	-14
9	600	8	7	6	5	4	3	+1	±0	-1	-3	-4	-6	-8	-10	-12
10	.0631	9	8	7	6	5	4	3	+1	±0	-1	-2	-4	-6	-8	-10
11	665	10	9	8	7	6	5	4	3	+2	±0	-1	-2	-4	-6	-7
12	699	11	10	9	8	7	6	5	4	3	+2	+1	-1	-2	-4	-5
13	735	12	11	10	9	8	7	6	5	3	2	+1	-1	-2	-4	-4
14	772	13	12	11	10	9	8	7	6	5	4	3	+1	±0	-2	-2
15	.0810	14	13	12	11	10	9	8	7	6	5	4	3	+1	±0	-2
16	850	15	14	13	12	11	10	9	8	7	6	5	4	3	+1	±0
17	891	16	15	14	13	12	11	10	9	8	7	6	5	4	3	+2
18	933	17	16	15	14	13	12	11	10	9	8	7	6	5	4	4
19	.0979	18	17	16	15	14	13	12	11	10	9	8	7	6	5	5
20	.1026	19	18	17	16	15	14	13	12	11	10	9	8	7	6	7

TABLE II.—*Temperature of dew point in degrees Fahrenheit—Continued*

[Pressure=29.0 inches]

Air tem- pera- ture <i>t</i>	Depression of wet-bulb thermometer (<i>t-t'</i>)														
	3.2	3.4	3.6	3.8	4.0	4.2	4.4	4.6	4.8	5.0	5.2	5.4	5.6	5.8	6.0
2	-47														
3	-37	-50													
4	-31	-40	-55												
5	-27	-32	-42	-59											
6	-23	-28	-34	-44											
7	-20	-24	-28	-35	-47										
8	-17	-20	-24	-29	-36	-49									
9	-14	-17	-20	-24	-29	-37	-50								
10	-12	-14	-17	-20	-25	-30	-37	-52							
11	-9	-12	-14	-17	-20	-25	-30	-38	-53						
12	-7	-9	-11	-14	-17	-20	-24	-30	-38	-52					
13	-5	-7	-9	-11	-14	-17	-20	-24	-29	-37	-51				
14	-3	-5	-7	-9	-11	-13	-16	-19	-24	-29	-36	-49			
15	-1	-3	-4	-6	-8	-10	-13	-16	-19	-23	-28	-35	-48		
16	±0	-1	-2	-4	-6	-8	-10	-12	-15	-18	-22	-27	-33	-45	
17	+2	+1	±0	-2	-4	-5	-7	-9	-12	-14	-17	-21	-26	-32	-42
18	4	3	+1	±0	-2	-3	-5	-7	-9	-11	-14	-17	-20	-24	-30
19	6	4	3	+2	±0	-1	-3	-4	-6	-8	-10	-13	-16	-19	-23
20	7	6	5	4	+2	+1	-1	-2	-4	-5	-7	-10	-12	-15	-18

TABLE II.—Temperature of dew point in degrees Fahrenheit—Continued

[Pressure=29.0 inches]

Air temperature <i>t</i>	Vapor pressure <i>e</i>	Depression of wet-bulb thermometer (<i>t-t'</i>)															
		0.5	1.0	1.5	2.0	2.5	3.0	3.5	4.0	4.5	5.0	5.5	6.0	6.5	7.0	7.5	8.0
20	0.103	18	17	15	13	11	8	5	2	-1	-5	-11	-18	-30			
21	.108	19	18	16	14	12	10	7	4	+1	-3	-8	-14	-23	-42		
22	.113	20	19	17	15	13	11	9	6	3	-1	-5	-10	-17	-29		
23	.118	22	20	18	16	14	12	10	8	5	+1	-3	-7	-13	-22	-40	
24	.124	23	21	19	18	16	14	11	9	6	3	±0	-4	-10	-17	-28	
25	0.130	24	22	21	19	17	15	13	11	8	5	+2	-2	-6	-12	-21	-36
26	.136	25	23	22	20	18	16	14	12	10	7	4	±0	-4	-9	-15	-26
27	.143	26	24	23	21	20	18	16	14	12	9	6	+3	-1	-5	-11	-19
28	.150	27	25	24	22	21	19	17	15	13	11	8	5	+2	-2	-7	-14
29	.157	28	26	25	24	22	20	19	17	15	12	10	7	4	±0	-4	-9
30	0.164	29	27	26	25	23	22	20	18	16	14	12	9	6	+3	-1	-5
31	.172	30	29	27	26	24	23	21	20	18	16	13	11	8	5	+2	-2
32	.180	31	30	28	27	26	24	23	21	19	17	15	13	10	8	4	+1
33	.187	32	31	29	28	27	25	24	22	21	19	17	15	12	10	7	3
34	.195	33	32	30	29	28	27	25	24	22	20	18	16	14	12	9	6
35	0.203	34	33	31	30	29	28	26	25	23	22	20	18	16	14	11	8
36	.211	35	34	32	31	30	29	27	26	25	23	21	20	18	15	13	11
37	.219	36	35	33	32	31	30	28	27	26	24	23	21	19	17	15	13
38	.228	37	36	34	33	32	31	30	28	27	26	24	23	21	19	17	14
39	.237	38	37	36	34	33	32	31	29	28	27	25	24	22	21	19	16
40	0.247	39	38	37	35	34	33	32	31	29	28	27	25	23	22	20	18
41	.256	40	39	38	37	35	34	33	32	30	29	28	26	25	23	22	20
42	.266	41	40	39	38	36	35	34	33	32	30	29	28	26	25	23	21
43	.277	42	41	40	39	38	36	35	34	33	31	30	29	27	26	24	23
44	.287	43	42	41	40	39	38	36	35	34	32	31	30	29	27	26	24
45	0.298	44	43	42	41	40	39	37	36	35	34	32	31	30	29	27	26
46	.310	45	44	43	42	41	40	39	37	36	35	34	32	31	30	28	27
47	.322	46	45	44	43	42	41	40	39	37	36	35	34	32	31	30	28
48	.334	47	46	45	44	43	42	41	40	39	37	36	35	34	32	31	30
49	.347	48	47	46	45	44	43	42	41	40	39	37	36	35	34	32	31
50	0.360	49	48	47	46	45	44	43	42	41	40	39	37	36	35	34	32
51	.373	50	49	48	47	46	45	44	43	42	41	40	39	37	36	35	34
52	.387	51	50	49	48	47	46	45	44	43	42	41	40	39	37	36	35
53	.402	52	51	50	49	48	47	46	45	44	43	42	41	40	39	38	36
54	.417	53	52	51	50	49	49	48	47	46	44	43	42	41	40	39	38
55	0.432	54	53	52	51	50	50	49	48	47	46	45	43	42	41	40	39
56	.448	55	54	53	52	51	51	50	49	48	47	46	45	44	43	41	40
57	.465	56	55	54	53	52	52	51	50	49	48	47	46	45	44	43	42
58	.482	57	56	55	54	53	53	52	51	50	49	48	47	46	45	44	43
59	.499	58	57	56	55	54	54	53	52	51	50	49	48	47	46	45	44
60	0.517	59	58	57	56	55	55	54	53	52	51	50	49	48	47	46	45
61	.536	60	59	58	57	56	56	55	54	53	52	51	50	49	48	47	46
62	.555	61	60	60	59	58	57	56	55	54	53	52	51	50	49	48	47
63	.575	62	61	61	60	59	58	57	56	55	54	53	52	51	50	49	48
64	.595	63	62	62	61	60	59	58	57	56	55	54	53	52	51	50	49
65	0.616	64	63	63	62	61	60	59	59	58	57	56	55	54	53	52	51
66	.638	65	64	64	63	62	61	61	60	59	58	57	56	55	54	53	52
67	.661	66	65	65	64	63	62	62	61	60	59	58	57	56	55	54	53
68	.684	67	67	66	65	64	63	63	62	61	60	59	58	57	56	55	54
69	.707	68	68	67	66	65	64	64	63	62	61	60	60	59	58	57	56
70	0.732	69	69	68	67	66	66	65	64	63	62	62	61	60	59	58	57
71	.757	70	70	69	68	67	67	66	65	64	63	63	62	61	60	59	58
72	.783	71	71	70	69	68	68	67	66	65	64	63	63	62	61	60	60
73	.810	72	72	71	70	69	69	68	67	66	66	65	64	63	62	61	61
74	.838	73	73	72	71	70	70	69	68	67	67	66	65	64	63	62	62
75	0.866	74	74	73	72	71	71	70	69	68	68	67	66	65	64	63	63
76	.896	75	75	74	73	73	72	71	70	70	69	68	67	66	65	64	64
77	.926	76	76	75	74	74	73	72	71	71	70	69	68	67	66	65	65
78	.957	77	77	76	75	75	74	73	72	72	71	70	69	68	67	66	66
79	.989	78	78	77	76	76	75	74	73	73	72	71	70	69	68	67	67
80	1.022	79	79	78	77	77	76	75	75	74	73	72	71	70	69	69	69

TABLE II.—Temperature of dew point in degrees Fahrenheit—Continued

[Pressure=29.0 inches]

Air temperature <i>t</i>	Vapor pressure <i>e</i>	Depression of wet-bulb thermometer (<i>t-t'</i>)															
		8.5	9.0	9.5	10.0	10.5	11.0	11.5	12.0	12.5	13.0	13.5	14.0	14.5	15.0	15.5	16.0
26	0.136	-53															
27	.143	-32															
28	.150	-23	-45														
29	.157	-17	-29														
30	0.164	-11	-20	-36													
31	.172	-7	-14	-24	-50												
32	.180	-4	-9	-16	-29												
33	.187	-1	-5	-11	-20	-36											
34	.195	+2	-2	-7	-14	-24	-50										
35	0.203	5	+1	-3	-8	-16	-28										
36	.211	8	4	±0	-4	-10	-19	-34									
37	.219	10	7	+3	-1	-6	-12	-22	-44								
38	.228	12	9	6	+3	-2	-7	-14	-25								
39	.237	14	12	9	6	+2	-3	-8	-16	-30							
40	0.247	16	14	11	8	5	+1	-4	-10	-18	-35						
41	.256	18	16	13	11	8	4	±0	-5	-11	-21	-45					
42	.266	19	17	15	13	10	7	+4	-1	-6	-13	-24	-59				
43	.277	21	19	17	15	13	10	7	+3	-2	-7	-15	-28				
44	.287	23	21	19	17	15	12	9	6	+2	-2	-8	-17	-32			
45	0.298	24	22	20	19	17	14	11	8	6	+2	-3	-9	-18	-37		
46	.310	25	24	22	20	18	16	14	11	8	5	+1	-4	-11	-20	-44	
47	.322	27	25	24	22	20	18	16	13	11	8	4	±0	-5	-12	-23	-53
48	.334	28	27	25	23	22	20	18	15	13	10	7	+4	-1	-6	-13	-25
49	.347	29	28	27	25	23	21	20	17	15	13	10	7	+3	-2	-7	-15
50	0.360	31	29	28	27	25	23	21	19	17	15	12	9	6	+2	-2	-8
51	.373	32	31	29	28	26	25	23	21	19	17	15	12	9	6	+2	-3
52	.387	34	32	31	29	28	26	25	23	21	19	17	14	12	9	5	+1
53	.402	35	34	32	31	29	28	26	24	23	21	19	16	14	11	9	5
54	.417	36	35	34	32	31	29	28	26	24	23	21	19	16	14	11	8
55	0.432	38	36	35	34	32	31	29	28	26	24	23	21	19	16	14	11
56	.448	39	38	36	35	34	32	31	29	28	26	24	23	21	19	16	14
57	.465	40	39	38	36	35	34	32	31	29	28	26	24	22	21	18	16
58	.482	42	40	39	38	36	35	34	32	31	29	28	26	24	22	20	18
59	.499	43	42	40	39	38	37	35	34	32	31	29	28	26	24	22	20
60	0.517	44	43	42	41	39	38	37	35	34	32	31	29	28	26	24	22
61	.536	45	44	43	42	41	39	38	37	35	34	32	31	29	28	26	24
62	.555	47	46	44	43	42	41	40	38	37	35	34	32	31	30	28	26
63	.575	48	47	46	45	43	42	41	40	38	37	36	34	33	31	30	28
64	.595	49	48	47	46	45	44	42	41	40	38	37	36	34	33	31	30
65	0.616	50	49	48	47	46	45	44	43	41	40	39	37	36	34	33	31
66	.638	52	51	50	48	47	46	45	44	43	42	40	39	37	36	35	33
67	.661	53	52	51	50	49	48	46	45	44	43	42	40	39	38	36	35
68	.684	54	53	52	51	50	49	48	47	46	44	43	42	41	39	38	36
69	.707	55	54	53	52	51	50	49	48	47	46	45	43	42	41	40	38
70	0.732	56	55	54	53	52	51	50	49	48	47	46	45	44	42	41	40
71	.757	58	57	56	55	54	53	52	51	50	49	47	46	45	44	43	41
72	.783	59	58	57	56	55	54	53	52	51	50	49	48	46	45	44	43
73	.810	60	59	58	57	56	55	54	53	52	51	50	49	48	47	46	44
74	.838	61	60	59	58	57	56	55	54	54	53	52	50	49	48	47	46
75	0.866	62	61	60	60	59	58	57	56	55	54	53	52	51	50	48	47
76	.896	63	62	62	61	60	59	58	57	56	55	54	53	52	51	50	49
77	.926	64	64	63	62	61	60	59	58	57	56	55	54	53	52	51	50
78	.957	66	65	64	63	62	61	60	59	59	58	57	56	55	54	53	52
79	0.989	67	66	65	64	63	62	62	61	60	59	58	57	56	55	54	53
80	1.022	68	67	66	65	64	64	63	62	61	60	59	58	57	56	55	54

TABLE II.—Temperature of dew point in degrees Fahrenheit—Continued

[Pressure=29.0 inches]

Air temperature <i>t</i>	Depression of wet-bulb thermometer (<i>t-t'</i>)															
	16.5	17.0	17.5	18.0	18.5	19.0	19.5	20.0	20.5	21.0	21.5	22.0	22.5	23.0	23.5	24.0
49	-28															
50	-17	-32														
51	-10	-18	-37													
52	-4	-11	-20	-45												
53	±0	-5	-12	-23	-55											
54	+5	±0	-6	-13	-25											
55	8	+4	-1	-6	-14	-27										
56	11	7	+4	-1	-7	-16	-30									
57	13	10	7	+3	-2	-8	-17	-33								
58	16	13	10	7	+3	-2	-9	-18	-37							
59	18	16	13	10	7	+2	-3	-9	-19	-41						
60	20	18	16	13	10	6	+2	-3	-10	-20	-46					
61	22	20	18	16	13	10	6	+2	-3	-10	-21	-51				
62	24	22	20	18	16	13	10	6	+2	-4	-11	-22	-59			
63	26	24	22	20	18	16	13	10	6	+2	-4	-11	-23			
64	28	26	25	23	21	18	16	13	10	6	+1	-4	-12	-24		
65	30	28	26	25	23	21	18	16	13	10	6	+1	-4	-12	-25	
66	31	30	28	27	25	23	21	18	16	13	10	6	+1	-4	-12	-25
67	33	32	30	29	27	25	23	21	19	16	13	10	6	+1	-4	-12
68	35	33	32	30	29	27	25	23	21	19	16	13	10	6	+1	-4
69	37	35	34	32	31	29	27	25	23	21	19	16	13	10	6	+1
70	38	37	35	34	32	31	29	27	25	23	21	19	16	13	10	6
71	40	38	37	36	34	32	31	29	27	26	24	21	19	17	14	10
72	42	40	39	37	36	34	32	31	29	28	26	24	21	19	17	14
73	43	42	40	39	38	36	34	33	31	30	28	26	24	22	19	17
74	45	43	42	41	39	38	36	35	33	32	30	28	26	24	22	20
75	46	45	44	42	41	40	38	37	35	33	32	30	28	26	24	22
76	48	46	45	44	43	41	40	38	37	35	34	32	30	29	27	25
77	49	48	47	46	44	43	42	40	39	37	36	34	32	31	29	27
78	50	49	48	47	46	44	43	42	41	39	38	36	34	33	31	29
79	52	51	50	49	47	46	45	44	42	41	39	38	36	35	33	31
80	53	52	51	50	49	48	46	45	44	43	41	40	38	37	35	33

<i>t</i>	Depression of wet-bulb thermometer (<i>t-t'</i>)														
	24.5	25.0	25.5	26.0	26.5	27.0	27.5	28.0	28.5	29.0	29.5	30.0	30.5	31.0	31.5
67	-26														
68	-12	-26													
69	-4	-13	-27												
70	+1	-4	-12	-27											
71	6	+2	-4	-12	-26										
72	10	7	+2	-4	-12	-26									
73	14	11	7	+2	-4	-12	-26								
74	17	14	11	7	+2	-3	-12	-25							
75	20	17	14	11	7	+3	-3	-11	-25						
76	23	20	18	15	11	8	+3	-3	-10	-24					
77	25	23	20	18	15	12	8	+3	-2	-10	-22				
78	27	25	23	21	18	15	12	8	+4	-2	-9	-21			
79	29	28	26	24	21	19	16	13	9	+4	-1	-9	-20		
80	31	30	28	26	24	22	19	16	13	9	+5	-1	-8	-19	-54

TABLE II.—Temperature of dew point in degrees Fahrenheit—Continued

[Pressure=29.0 inches]

Air temperature <i>t</i>	Vapor pressure <i>e</i>	Depression of wet-bulb thermometer (<i>t-t'</i>)														
		1	2	3	4	5	6	7	8	9	10	11	12	13	14	15
80	1.022	79	77	76	75	73	72	70	69	67	65	64	62	60	58	56
81	.056	80	78	77	76	74	73	71	70	68	66	65	63	61	60	58
82	.091	81	79	78	77	75	74	72	71	69	68	66	64	63	61	59
83	.127	82	80	79	78	76	75	73	72	70	69	67	65	64	62	60
84	.163	83	81	80	79	77	76	74	73	71	70	68	67	65	63	61
85	1.201	84	82	81	80	78	77	75	74	72	71	69	68	66	64	63
86	.241	85	83	82	81	79	78	77	75	74	72	71	69	67	66	64
87	.281	86	84	83	82	80	79	78	76	75	73	72	70	69	67	65
88	.322	87	85	84	83	81	80	79	77	76	74	73	71	70	68	66
89	.364	88	86	85	84	82	81	80	78	77	75	74	72	71	69	68
90	1.408	89	87	86	85	84	82	81	79	78	77	75	74	72	70	69
91	.453	90	88	87	86	85	83	82	80	79	78	76	75	73	72	70
92	.499	91	90	88	87	86	84	83	82	80	79	77	76	74	73	71
93	.546	92	91	89	88	87	85	84	83	81	80	78	77	75	74	72
94	.595	93	92	90	89	88	86	85	84	82	81	80	78	77	75	74
95	1.645	94	93	91	90	89	87	86	85	83	82	81	79	78	76	75
96	.696	95	94	92	91	90	88	87	86	84	83	82	80	79	77	76
97	.749	96	95	93	92	91	90	88	87	86	84	83	81	80	78	77
98	.803	97	96	94	93	92	91	89	88	87	85	84	82	81	80	78
99	.859	98	97	95	94	93	92	90	89	88	86	85	84	82	81	79
100	1.916	99	98	96	95	94	93	91	90	89	87	86	85	83	82	80
101	1.975	100	99	97	96	95	94	92	91	90	88	87	86	84	83	82
102	2.035	101	100	98	97	96	95	93	92	91	90	88	87	86	84	83
103	.097	102	101	99	98	97	96	94	93	92	91	89	88	87	85	84
104	.160	103	102	100	99	98	97	96	94	93	92	90	89	88	86	85
105	2.225	104	103	101	100	99	98	97	95	94	93	91	90	89	87	86
106	.292	105	104	102	101	100	99	98	96	95	94	92	91	90	89	87
107	.360	106	105	103	102	101	100	99	97	96	95	94	92	91	90	88
108	.431	107	106	104	103	102	101	100	98	97	96	95	93	92	91	89
109	.503	108	107	105	104	103	102	101	99	98	97	96	94	93	92	90
110	2.576	109	108	107	105	104	103	102	101	99	98	97	95	94	93	92
111	.652	110	109	108	106	105	104	103	102	100	99	98	97	95	94	93
112	.730	111	110	109	107	106	105	104	103	101	100	99	98	96	95	94
113	.810	112	111	110	108	107	106	105	104	102	101	100	99	97	96	95
114	.891	113	112	111	109	108	107	106	105	103	102	101	100	98	97	96
115	2.975	114	113	112	110	109	108	107	106	104	103	102	101	100	98	97
116	3.061	115	114	113	111	110	109	108	107	106	104	103	102	101	99	98
117	.148	116	115	114	112	111	110	109	108	107	105	104	103	102	100	99
118	.239	117	116	115	113	112	111	110	109	108	106	105	104	103	101	100
119	.331	118	117	116	114	113	112	111	110	109	107	106	105	104	103	101
120	3.425	119	118	117	115	114	113	112	111	110	108	107	106	105	104	102
121	.522	120	119	118	117	115	114	113	112	111	110	108	107	106	105	103
122	.621	121	120	119	118	116	115	114	113	112	111	109	108	107	106	105
123	.723	122	121	120	119	117	116	115	114	113	112	110	109	108	107	106
124	.827	123	122	121	120	118	117	116	115	114	113	111	110	109	108	107
125	3.933	124	123	122	121	119	118	117	116	115	114	112	111	110	109	108
126	4.042	125	124	123	122	120	119	118	117	116	115	114	112	111	110	109
127	.154	126	125	124	123	121	120	119	118	117	116	115	113	112	111	110
128	.268	127	126	125	124	122	121	120	119	118	117	116	114	113	112	111
129	.385	128	127	126	125	123	122	121	120	119	118	117	115	114	113	112
130	4.504	129	128	127	126	124	123	122	121	120	119	118	117	115	114	113
131	.627	130	129	128	127	125	124	123	122	121	120	119	118	116	115	114
132	.752	131	130	129	128	127	125	124	123	122	121	120	119	117	116	115
133	4.880	132	131	130	129	128	126	125	124	123	122	121	120	118	117	116
134	5.011	133	132	131	130	129	127	126	125	124	123	122	121	119	118	117
135	5.145	134	133	132	131	130	128	127	126	125	124	123	122	121	119	118
136	.282	135	134	133	132	131	129	128	127	126	125	124	123	122	120	119
137	.422	136	135	134	133	132	130	129	128	127	126	125	124	123	121	120
138	.565	137	136	135	134	133	131	130	129	128	127	126	125	124	122	121
139	.712	138	137	136	135	134	132	131	130	129	128	127	126	125	123	122
140	5.862	139	138	137	136	135	133	132	131	130	129	128	127	126	124	123

TABLE II.—Temperature of dew point in degrees Fahrenheit—Continued

[Pressure=29.0 inches]

Air temperature <i>t</i>	Vapor pressure <i>e</i>	Depression of wet-bulb thermometer (<i>t-t'</i>)														
		16	17	18	19	20	21	22	23	24	25	26	27	28	29	30
80	1.022	54	52	50	48	45	43	40	37	33	30	26	22	16	9	-1
81	.056	56	54	52	49	47	44	42	39	35	32	28	24	19	13	+5
82	.091	57	55	53	51	48	46	43	40	37	34	30	27	22	17	10
83	.127	58	56	54	52	50	47	45	42	39	36	32	29	25	20	14
84	.163	60	58	56	53	51	49	46	44	41	38	35	31	27	23	18
85	1.201	61	59	57	55	53	50	48	46	43	40	37	33	30	26	21
86	.241	62	60	58	56	54	52	50	47	45	42	39	36	32	28	24
87	.281	63	62	60	58	56	54	51	49	46	44	41	38	34	31	27
88	.322	65	63	61	59	57	55	53	50	48	45	43	40	36	33	29
89	.364	66	64	62	60	58	56	54	52	50	47	44	42	38	35	31
90	1.408	67	65	64	62	60	58	56	54	51	49	46	43	40	37	34
91	.453	68	67	65	63	61	59	57	55	53	50	48	45	42	39	36
92	.499	70	68	66	64	62	61	59	57	54	52	50	47	44	41	38
93	.546	71	69	67	66	64	62	60	58	56	54	51	49	46	43	40
94	.595	72	70	69	67	65	63	61	59	57	55	53	50	48	45	42
95	1.645	73	72	70	68	66	65	63	61	59	57	54	52	50	47	44
96	.696	74	73	71	69	68	66	64	62	60	58	56	54	52	49	46
97	.749	75	74	72	71	69	67	65	64	62	60	58	55	53	51	48
98	.803	77	75	74	72	70	69	67	65	63	61	59	57	55	52	50
99	.859	78	76	75	73	72	70	68	66	64	62	60	58	56	54	52
100	1.916	79	77	76	74	73	71	69	68	66	64	62	60	58	56	53
101	1.975	80	79	77	76	74	72	71	69	67	65	63	61	59	57	55
102	2.035	81	80	78	77	75	74	72	70	68	67	65	63	61	59	56
103	.097	82	81	79	78	76	75	73	72	70	68	66	64	62	60	58
104	.160	84	82	81	79	78	76	74	73	71	69	68	66	64	62	60
105	2.225	85	83	82	80	79	77	76	74	72	71	69	67	65	63	61
106	.292	86	84	83	81	80	78	77	75	74	72	70	68	67	65	63
107	.360	87	85	84	83	81	80	78	76	75	73	72	70	68	66	64
108	.431	88	87	85	84	82	81	79	78	76	74	73	71	69	67	66
109	.503	89	88	86	85	83	82	80	79	77	76	74	72	71	69	67
110	2.576	90	89	87	86	85	83	82	80	79	77	75	74	72	70	68
111	.652	91	90	89	87	86	84	83	81	80	78	77	75	73	72	70
112	.730	92	91	90	88	87	86	84	83	81	80	78	76	75	73	71
113	.810	94	92	91	89	88	87	85	84	82	81	79	78	76	74	72
114	.891	95	93	92	91	89	88	86	85	83	82	80	79	77	76	74
115	2.975	96	94	93	92	90	89	88	86	85	83	82	80	78	77	75
116	3.061	97	96	94	93	91	90	89	87	86	84	83	81	80	78	76
117	.148	98	97	95	94	93	91	90	88	87	86	84	83	81	79	78
118	.239	99	98	96	95	94	92	91	90	88	87	85	84	82	81	79
119	.331	100	99	97	96	95	93	92	91	89	88	86	85	83	82	80
120	3.425	101	100	99	97	96	95	93	92	90	89	88	86	85	83	82
121	.522	102	101	100	98	97	96	94	93	92	90	89	87	86	84	83
122	.621	103	102	101	99	98	97	96	94	93	91	90	89	87	86	84
123	.723	104	103	102	101	99	98	97	95	94	93	91	90	88	87	85
124	.827	105	104	103	102	100	99	98	96	95	94	92	91	90	88	87
125	3.933	106	105	104	103	101	100	99	98	96	95	94	92	91	89	88
126	4.042	108	106	105	104	103	101	100	99	97	96	95	93	92	90	89
127	.154	109	107	106	105	104	102	101	100	98	97	96	94	93	92	90
128	.268	110	108	107	106	105	103	102	101	100	98	97	96	94	93	91
129	.385	111	110	108	107	106	105	103	102	101	99	98	97	95	94	93
130	4.504	112	111	109	108	107	106	104	103	102	101	99	98	97	95	94
131	.627	113	112	110	109	108	107	105	104	103	102	100	99	98	96	95
132	.752	114	113	111	110	109	108	107	105	104	103	101	100	99	97	96
133	4.880	115	114	113	111	110	109	108	106	105	104	103	101	100	99	97
134	5.011	116	115	114	112	111	110	109	108	106	105	104	102	101	100	98
135	5.145	117	116	115	113	112	111	110	109	107	106	105	104	102	101	100
136	.282	118	117	116	115	113	112	111	110	108	107	106	105	103	102	101
137	.422	119	118	117	116	114	113	112	111	110	108	107	106	104	103	102
138	.565	120	119	118	117	115	114	113	112	111	109	108	107	106	104	103
139	.712	121	120	119	118	117	115	114	113	112	110	109	108	107	105	104
140	5.862	122	121	120	119	118	116	115	114	113	112	110	109	108	107	105

TABLE II.—Temperature of dew point in degrees Fahrenheit—Continued

[Pressure=29.0 inches]

Air temperature <i>t</i>	Vapor pressure <i>e</i>	Depression of wet-bulb thermometer (<i>t-t'</i>)														
		31	32	33	34	35	36	37	38	39	40	41	42	43	44	45
80	1.022	-19														
81	.056	-7	-48													
82	.091	+1	-16													
83	.127	7	-5	-38												
84	.163	11	+2	-14												
85	1.201	15	8	-3	-30											
86	.241	19	12	+4	-11											
87	.281	22	17	9	-2	-24										
88	.322	25	20	14	+5	-8										
89	.364	28	23	17	11	±0	-19									
90	1.408	30	26	21	15	+7	-5	-46								
91	.453	32	28	24	19	12	+3	-14								
92	.499	35	31	27	22	16	9	-3	-30							
93	.546	37	33	29	25	20	13	+5	-10							
94	.595	39	36	32	28	23	18	10	±0	-22						
95	1.645	41	38	34	30	26	21	15	+7	-6						
96	.696	43	40	37	33	29	24	19	12	+2	-16					
97	.749	45	42	39	35	31	27	23	16	9	-3					
98	.803	47	44	41	38	34	30	26	20	14	+5	-35				
99	.859	49	46	43	40	36	33	29	24	18	11	-11	-24			
100	1.916	51	48	45	42	39	35	31	27	22	16	+7	-6			
101	1.975	52	50	47	44	41	38	34	30	25	20	13	+3	-15		
102	2.035	54	52	49	46	43	40	36	32	28	23	17	10	-2	-34	
103	.097	56	53	51	48	45	42	39	35	31	27	21	15	+6	-10	
104	.160	57	55	53	50	47	44	41	38	34	30	25	19	12	+1	-21
105	2.225	59	57	54	52	49	46	43	40	36	32	28	23	17	9	-5
106	.292	61	58	56	54	51	48	45	42	39	35	31	26	21	14	+5
107	.350	62	60	58	55	53	50	48	45	41	38	34	29	25	19	11
108	.431	64	62	59	57	55	52	50	47	44	40	36	32	28	23	16
109	.503	65	63	61	59	56	54	51	49	46	43	39	35	31	26	21
110	2.576	66	64	62	60	58	56	53	51	48	45	41	38	34	29	24
111	.652	68	66	64	62	60	58	55	53	50	47	44	40	37	32	28
112	.730	69	67	66	64	61	59	57	54	52	49	46	43	39	35	31
113	.810	71	69	67	65	63	61	59	56	54	51	48	45	42	38	34
114	.891	72	70	68	66	64	62	60	58	56	53	50	47	44	41	37
115	2.975	73	72	70	68	66	64	62	60	57	55	52	49	46	43	39
116	3.061	75	73	71	69	67	65	63	61	59	57	54	51	48	45	42
117	.148	76	74	73	71	69	67	65	63	61	58	56	53	51	48	44
118	.239	77	76	74	72	70	69	67	64	62	60	58	55	53	50	47
119	.331	79	77	75	74	72	70	68	66	64	62	60	57	55	52	49
120	3.425	80	78	77	75	73	71	70	68	66	63	61	59	56	54	51
121	.522	81	80	78	76	75	73	71	69	67	65	63	61	58	56	53
122	.621	83	81	79	78	76	74	72	70	69	67	65	62	60	58	55
123	.723	84	82	81	79	77	76	74	72	70	68	66	64	62	59	57
124	.827	85	84	82	80	79	77	75	73	72	70	68	66	63	61	59
125	3.933	86	85	83	82	80	78	77	75	73	71	69	67	65	63	61
126	4.042	88	86	84	83	81	80	78	76	74	72	71	69	67	65	62
127	.154	89	87	86	84	83	81	79	78	76	74	72	70	68	66	64
128	.268	90	88	87	85	84	82	81	79	77	75	74	72	70	68	66
129	.385	91	90	88	87	85	84	82	80	79	77	75	73	71	69	67
130	4.504	92	91	89	88	86	85	83	82	80	78	77	75	73	71	69
131	.627	94	92	91	89	88	86	85	83	81	80	78	76	74	73	71
132	.752	95	93	92	90	89	87	86	84	83	81	79	78	76	74	72
133	4.880	96	94	93	92	90	89	87	86	84	82	81	79	77	75	74
134	5.011	97	96	94	93	91	90	88	87	85	84	82	80	79	77	75
135	5.145	98	97	95	94	93	91	90	88	87	85	83	82	80	78	76
136	.282	99	98	97	95	94	92	91	89	88	86	85	83	81	80	78
137	.422	101	99	98	96	95	94	92	91	89	88	86	84	83	81	79
138	.565	102	100	99	98	96	95	93	92	90	89	87	86	84	82	81
139	.712	103	101	100	99	97	96	95	93	92	90	89	87	85	84	82
140	5.862	104	103	101	100	99	97	96	94	93	91	90	88	87	85	84

TABLE II.—Temperature of dew point in degrees Fahrenheit—Continued

[Pressure=29.0 inches]

Air temperature <i>t</i>	Depression of wet-bulb thermometer (<i>t-t'</i>)														
	46	47	48	49	50	51	52	53	54	55	56	57	58	59	60
105	-60														
106	-13														
107	-1	-23													
108	+8	-7													
109	13	+3	-16												
110	18	10	-2	-36											
111	23	16	+7	-9											
112	26	21	13	+2	-20										
113	29	24	18	10	-3	-52									
114	32	28	23	15	+6	-11									
115	35	31	26	20	13	+2	-23								
116	38	34	30	24	18	10	-4								
117	41	37	33	28	23	16	+6	-12							
118	43	40	36	31	27	21	13	+1	-26						
119	46	42	39	34	30	25	19	10	-5						
120	48	45	41	37	33	28	23	16	+6	-13					
121	50	47	44	40	36	32	27	21	13	+1	-28				
122	52	49	46	43	39	35	30	25	19	10	-5				
123	54	52	49	45	42	38	33	29	23	16	+6	-13			
124	56	54	51	48	44	41	36	32	27	21	13	+1	-29		
125	58	56	53	50	47	43	39	35	31	25	19	10	-5		
126	60	58	55	52	49	46	42	38	34	29	23	16	+6	-13	
127	62	59	57	54	51	48	45	41	37	32	27	21	13	+2	-28
128	64	61	59	56	54	51	47	44	40	36	31	26	19	10	-4
129	65	63	61	58	56	53	50	46	43	39	34	29	24	17	+7
130	67	65	62	60	58	55	52	49	46	42	38	33	28	22	14
131	69	66	64	62	59	57	54	51	48	45	41	36	32	26	20
132	70	68	66	64	61	59	56	53	50	47	44	40	35	30	25
133	72	70	68	65	63	61	58	56	53	50	46	43	38	34	29
134	73	71	69	67	65	63	60	58	55	52	49	45	41	37	32
135	75	73	71	69	67	64	62	60	57	54	51	48	44	40	36
136	76	74	72	70	68	66	64	61	59	56	53	50	47	43	39
137	78	76	74	72	70	68	66	63	61	58	56	53	49	46	42
138	79	77	75	74	72	69	67	65	63	60	58	55	52	49	45
139	80	79	77	75	73	71	69	67	64	62	60	57	54	51	48
140	82	80	78	77	75	73	71	69	66	64	62	59	56	53	50

TABLE III.—Temperature of dew point in degrees Fahrenheit

[Pressure=27.0 inches]

Air temperature t	Vapor pressure e	Depression of wet-bulb thermometer ($t-t'$)														
		0.2	0.4	0.6	0.8	1.0	1.2	1.4	1.6	1.8	2.0	2.2	2.4	2.6	2.8	3.0
							t		e		$(t-t')$					
					t	e	t	e	0.1	0.2	0.3	0.4	0.5			
-40	0.0039	-50														
-39	41	-49														
-38	44	-48														
-37	46	-47														
-36	48	-45														
-35	0.0051	-44	-58													
-34	54	-42	-55													
-33	57	-40	-52													
-32	61	-39	-50													
-31	65	-37	-47													
-30	0.0069	-35	-45													
-29	74	-34	-42	-57												
-28	78	-32	-40	-52												
-27	83	-31	-38	-49												
-26	89	-30	-36	-46												
-25	0.0094	-29	-34	-43	-58											
-24	.0100	-28	-33	-40	-52											
-23	106	-27	-31	-38	-48											
-22	112	-25	-30	-35	-44	-59										
-21	119	-24	-28	-33	-41	-53										
-20	0.0126	-23	-27	-31	-38	-48										
-19	133	-22	-26	-30	-35	-44										
-18	141	-21	-24	-28	-33	-40	-54									
-17	150	-20	-23	-26	-31	-37	-48									
-16	159	-18	-21	-25	-29	-34	-43	-58								
-15	0.0168	-17	-20	-23	-27	-32	-39	-50								
-14	178	-16	-19	-22	-25	-29	-35	-45								
-13	188	-15	-18	-20	-23	-27	-32	-40	-52							
-12	199	-14	-16	-19	-22	-25	-30	-36	-46							
-11	210	-13	-15	-18	-20	-23	-27	-33	-40	-54						
-10	0.0222	-12	-14	-16	-19	-22	-25	-30	-36	-46						
-9	234	-11	-13	-15	-17	-20	-23	-27	-32	-40	-53					
-8	247	-10	-12	-14	-16	-18	-21	-25	-29	-36	-45					
-7	260	-9	-10	-12	-15	-17	-20	-23	-27	-32	-39	-50				
-6	275	-8	-9	-11	-13	-15	-18	-21	-24	-29	-34	-43	-60			
-5	0.0291	-7	-8	-10	-12	-14	-16	-19	-22	-26	-31	-37	-49			
-4	307	-5	-7	-9	-10	-12	-15	-17	-20	-23	-27	-32	-41	-55		
-3	325	-4	-6	-7	-9	-11	-13	-15	-18	-21	-24	-29	-35	-45		
-2	344	-3	-5	-6	-8	-10	-11	-14	-16	-19	-22	-26	-30	-37	-49	
-1	363	-2	-4	-5	-6	-8	-10	-12	-14	-17	-19	-23	-27	-32	-40	-54
0	0.0383	-1	-2	-4	-5	-7	-8	-10	-12	-15	-17	-20	-23	-28	-33	-42
+1	403	± 0	-1	-3	-4	-5	-7	-9	-11	-13	-15	-17	-20	-24	-29	-34
2	423	+1	± 0	-2	-3	-4	-6	-7	-9	-11	-13	-15	-18	-21	-25	-29
3	444	2	+1	-1	-2	-3	-4	-6	-7	-9	-11	-13	-16	-18	-22	-26
4	467	3	2	+1	-1	-2	-3	-4	-6	-8	-9	-11	-14	-16	-19	-22
5	0.0491	4	3	2	+1	-1	-2	-3	-5	-6	-8	-10	-12	-14	-16	-19
6	515	5	4	3	2	+1	-1	-2	-3	-5	-6	-8	-10	-12	-14	-17
7	542	6	5	4	3	2	+1	-1	-2	-3	-5	-6	-8	-10	-12	-14
8	570	7	6	5	4	3	2	+1	-1	-2	-3	-5	-6	-8	-10	-12
9	600	8	7	6	5	4	3	2	+1	-1	-2	-3	-5	-6	-8	-10
10	0.0631	9	8	7	6	5	4	3	2	+1	± 0	-2	-3	-4	-6	-8
11	665	10	9	8	7	6	5	4	2	+1	± 0	-2	-3	-4	-6	-8
12	699	11	10	9	8	7	6	5	4	3	+1	± 0	-2	-3	-4	-6
13	735	12	11	10	9	8	7	6	5	4	3	+2	± 0	-1	-3	-4
14	772	13	12	11	10	9	8	7	6	5	4	3	+2	± 0	-1	-2
15	0.0810	14	14	13	12	11	10	10	9	8	7	6	5	4	2	+1
16	850	15	15	14	13	12	11	10	10	9	8	7	6	5	4	3
17	891	16	16	15	14	13	13	12	11	10	9	9	8	7	6	5
18	933	17	17	16	15	15	14	13	12	11	11	10	9	8	7	6
19	.0979	18	18	17	16	16	15	14	13	13	12	11	10	9	8	8
20	0.1026	19	19	18	17	17	16	15	15	14	13	12	11	11	10	9

TABLE III.—Temperature of dew point in degrees Fahrenheit—Continued

[Pressure=27.0 inches]

Air temperature <i>t</i>	Depression of wet-bulb thermometer (<i>t-t'</i>)														
	3.2	3.4	3.6	3.8	4.0	4.2	4.4	4.6	4.8	5.0	5.2	5.4	5.6	5.8	6.0
0	-58														
+1	-44														
2	-36	-47													
3	-30	-37	-50												
4	-26	-31	-39	-52											
5	-23	-27	-32	-40	-56										
6	-20	-23	-27	-33	-42	-60									
7	-17	-20	-23	-28	-34	-44									
8	-14	-17	-20	-24	-28	-34	-45								
9	-12	-14	-17	-20	-24	-29	-34	-45							
10	-10	-12	-14	-17	-20	-24	-28	-35	-46						
11	-8	-10	-12	-14	-17	-20	-24	-28	-35	-46					
12	-6	-7	-9	-11	-14	-16	-19	-23	-28	-34	-45				
13	-4	-5	-7	-9	-11	-13	-16	-19	-23	-27	-33	-44			
14	-2	-3	-5	-7	-9	-11	-13	-16	-18	-22	-26	-32	-42	-60	
15	±0	-2	-3	-5	-6	-8	-10	-12	-15	-18	-21	-26	-31	-40	-57
16	+2	±0	-1	-3	-4	-6	-7	-9	-12	-14	-17	-20	-24	-30	-38
17	3	+2	+1	-1	-2	-3	-5	-7	-9	-11	-13	-16	-19	-23	-28
18	5	4	3	+1	±0	-1	-3	-4	-6	-8	-10	-13	-15	-18	-22
19	6	5	4	3	+2	±0	-1	-2	-4	-6	-7	-9	-12	-14	-17
20	8	7	6	5	4	+2	+1	±0	-2	-3	-5	-7	-9	-11	-13

TABLE III.—Temperature of dew point in degrees Fahrenheit—Continued

[Pressure=27.0 inches]

Air temperature <i>t</i>	Vapor pressure <i>e</i>	Depression of wet-bulb thermometer (<i>t-t'</i>)															
		0.5	1.0	1.5	2.0	2.5	3.0	3.5	4.0	4.5	5.0	5.5	6.0	6.5	7.0	7.5	8.0
20	0.103	19	17	15	13	11	9	6	4	±0	-3	-8	-13	-21	-36		
21	.108	20	18	16	14	12	10	8	5	+2	-1	-5	-10	-17	-26	-50	
22	.113	21	19	17	15	14	12	9	7	4	+1	-3	-7	-13	-20	-33	
23	.118	22	20	18	17	15	13	11	9	6	3	-1	-4	-9	-16	-25	-47
24	.124	23	21	20	18	16	14	12	10	8	5	+2	-2	-6	-12	-19	-31
25	0.130	24	22	21	19	17	16	14	12	9	7	4	±0	-3	-8	-14	-23
26	.136	25	23	22	20	19	17	15	13	11	9	6	+3	-1	-5	-10	-17
27	.143	26	24	23	22	20	18	16	14	12	10	8	5	+1	-2	-7	-13
28	.150	27	25	24	23	21	20	18	16	14	12	10	7	4	±0	-4	-9
29	.157	28	27	25	24	22	21	19	17	15	13	11	9	6	+3	-1	-5
30	0.164	29	28	26	25	24	22	20	19	17	15	13	11	8	5	+2	-2
31	.172	30	29	27	26	25	23	22	20	18	17	14	12	10	7	4	+1
32	.180	31	30	28	27	26	24	23	21	20	18	16	14	12	9	7	3
33	.187	32	31	30	28	27	26	24	23	21	20	18	16	14	11	9	6
34	.195	33	32	31	29	28	27	26	24	23	21	19	17	15	13	11	8
35	0.203	34	33	32	30	29	28	27	25	24	22	21	19	17	15	13	10
36	.211	35	34	33	31	30	29	28	27	25	24	22	20	19	17	14	12
37	.219	36	35	34	32	31	30	29	28	26	25	24	22	20	18	16	14
38	.228	37	36	35	33	32	31	30	29	27	26	25	23	22	20	18	16
39	.237	38	37	36	35	33	32	31	30	29	27	26	25	23	22	20	18
40	0.247	39	38	37	36	34	33	32	31	30	29	27	26	24	23	21	20
41	.256	40	39	38	37	36	34	33	32	31	30	28	27	26	24	23	21
42	.266	41	40	39	38	37	36	34	33	32	31	29	28	27	26	24	23
43	.277	42	41	40	39	38	37	36	34	33	32	31	29	28	27	25	24
44	.287	43	42	41	40	39	38	37	35	34	33	32	31	29	28	27	25
45	0.298	44	43	42	41	40	39	38	37	35	34	33	32	31	29	28	27
46	.310	45	44	43	42	41	40	39	38	37	35	34	33	32	31	29	28
47	.322	46	45	44	43	42	41	40	39	38	37	35	34	33	32	30	29
48	.334	47	46	45	44	43	42	41	40	39	38	37	35	34	33	32	30
49	.347	48	47	46	45	44	43	42	41	40	39	38	37	35	34	33	32
50	0.360	49	48	47	46	45	44	43	42	41	40	39	38	37	36	34	33
51	.373	50	49	48	47	46	45	44	43	42	41	40	39	38	37	36	34
52	.387	51	50	49	48	47	46	45	44	43	42	41	40	39	38	37	36
53	.402	52	51	50	49	48	47	46	45	44	43	42	41	40	39	38	37
54	.417	53	52	51	50	49	48	47	46	45	44	43	42	41	40	39	38
55	0.432	54	53	52	51	50	49	48	47	46	45	44	43	42	41	40	39
56	.448	55	54	53	52	51	50	49	48	47	46	45	44	43	42	41	40
57	.465	56	55	54	53	52	51	50	49	48	47	46	45	44	43	42	41
58	.482	57	56	55	54	53	52	51	50	49	48	47	46	45	44	43	42
59	.499	58	57	56	55	54	53	52	51	50	49	48	47	46	45	44	43
60	0.517	59	58	57	56	55	54	53	52	51	50	49	48	47	46	45	44
61	.536	60	59	58	57	56	55	54	53	52	51	50	49	48	47	46	45
62	.555	61	60	59	58	57	56	55	54	53	52	51	50	49	48	47	46
63	.575	62	61	60	59	58	57	56	55	54	53	52	51	50	49	48	47
64	.595	63	62	61	60	59	58	57	56	55	54	53	52	51	50	49	48
65	0.616	64	63	62	61	60	59	58	57	56	55	54	53	52	51	50	49
66	.638	65	64	63	62	61	60	59	58	57	56	55	54	53	52	51	50
67	.661	66	65	64	63	62	61	60	59	58	57	56	55	54	53	52	51
68	.684	67	66	65	64	63	62	61	60	59	58	57	56	55	54	53	52
69	.707	68	67	66	65	64	63	62	61	60	59	58	57	56	55	54	53
70	0.732	69	68	67	66	65	64	63	62	61	60	59	58	57	56	55	54
71	.757	70	69	68	67	66	65	64	63	62	61	60	59	58	57	56	55
72	.783	71	70	69	68	67	66	65	64	63	62	61	60	59	58	57	56
73	.810	72	71	70	69	68	67	66	65	64	63	62	61	60	59	58	57
74	.838	73	72	71	70	69	68	67	66	65	64	63	62	61	60	59	58
75	0.866	74	73	72	71	70	69	68	67	66	65	64	63	62	61	60	59
76	.896	75	74	73	72	71	70	69	68	67	66	65	64	63	62	61	60
77	.926	76	75	74	73	72	71	70	69	68	67	66	65	64	63	62	61
78	.957	77	76	75	74	73	72	71	70	69	68	67	66	65	64	63	62
79	0.989	78	77	76	75	74	73	72	71	70	69	68	67	66	65	64	63
80	1.022	79	78	77	76	75	74	73	72	71	70	69	68	67	66	65	64

TABLE III.—Temperature of dew point in degrees Fahrenheit—Continued

[Pressure=27.0 inches].

Air temperature <i>t</i>	Vapor pressure <i>e</i>	Depression of wet-bulb thermometer (<i>t-t'</i>)															
		8.5	9.0	9.5	10.0	10.5	11.0	11.5	12.0	12.5	13.0	13.5	14.0	14.5	15.0	15.5	16.0
25	0.130	-41															
26	.136	-28															
27	.143	-20	-36														
28	.150	-15	-25	-48													
29	.157	-11	-18	-30													
30	0.164	-7	-13	-21	-39												
31	.172	-3	-8	-15	-25	-52											
32	.180	±0	-4	-10	-18	-30											
33	.187	+3	-1	-6	-12	-20	-36										
34	.195	5	+2	-2	-7	-14	-24	-47									
35	0.203	8	4	+1	-3	-9	-16	-28									
36	.211	10	7	4	±0	-5	-10	-18	-33								
37	.219	12	9	6	+3	-1	-6	-12	-21	-41							
38	.228	14	11	9	6	+2	-2	-7	-14	-24	-51						
39	.237	16	13	11	8	5	+1	-3	-8	-16	-27						
40	0.247	18	15	13	11	8	5	+1	-4	-10	-17	-32					
41	.256	19	17	15	13	10	7	4	±0	-5	-11	-20	-36				
42	.266	21	19	17	15	13	10	7	+3	-1	-6	-12	-22	-44			
43	.277	22	21	19	17	15	12	10	7	+3	-1	-6	-14	-24	-55		
44	.287	24	22	20	18	16	14	12	9	6	+2	-2	-7	-15	-27		
45	0.298	25	24	22	20	18	16	14	11	9	6	+2	-3	-8	-16	-30	
46	.310	26	25	23	22	20	18	16	13	11	8	5	+1	-3	-9	-18	-33
47	.322	28	26	25	23	22	20	18	15	13	11	8	5	+1	-4	-10	-19
48	.334	29	28	26	25	23	21	20	17	15	13	10	8	4	±0	-5	-11
49	.347	30	29	28	26	25	23	21	19	17	15	13	10	7	+4	-1	-5
50	0.360	32	30	29	28	26	25	23	21	19	17	15	13	10	7	+3	-1
51	.373	33	32	30	29	28	26	25	23	21	19	17	15	12	10	6	+3
52	.387	34	33	32	30	29	28	26	24	23	21	19	17	15	12	9	6
53	.402	36	34	33	32	30	29	28	26	24	23	21	19	17	14	12	9
54	.417	37	36	34	33	32	30	29	28	26	24	23	21	19	17	14	12
55	0.432	38	37	36	34	33	32	30	29	28	26	24	23	21	19	17	14
56	.448	40	38	37	36	34	33	32	30	29	28	26	24	23	21	19	17
57	.465	41	40	39	37	36	35	33	32	31	29	28	26	24	23	21	19
58	.482	42	41	40	39	37	36	35	33	32	31	29	28	26	24	23	21
59	.499	43	42	41	40	39	38	36	35	33	32	31	29	28	26	24	23
60	0.517	45	44	43	41	40	39	38	36	35	33	32	31	29	28	26	25
61	.536	46	45	44	43	42	40	39	38	36	35	34	32	31	29	28	26
62	.555	47	46	45	44	43	42	41	39	38	37	35	34	32	31	30	28
63	.575	48	47	46	45	44	43	42	41	40	38	37	36	34	32	31	30
64	.595	50	49	48	46	45	44	43	42	41	40	38	37	36	34	33	31
65	0.616	51	50	49	48	47	46	45	43	42	41	40	38	37	36	34	33
66	.638	52	51	50	49	48	47	46	45	44	42	41	40	39	37	36	35
67	.661	53	52	51	50	49	48	47	46	45	44	43	42	40	39	38	36
68	.684	54	53	53	52	51	50	49	47	46	45	44	43	42	41	39	38
69	.707	56	55	54	53	52	51	50	49	48	47	46	44	43	42	41	39
70	0.732	57	56	55	54	53	52	51	50	49	48	47	46	45	44	42	41
71	.757	58	57	56	55	54	53	52	51	50	49	48	47	46	45	44	42
72	.783	59	58	57	56	55	55	54	53	52	51	50	49	47	46	45	44
73	.810	60	59	58	58	57	56	55	54	53	52	51	50	49	48	47	46
74	.838	61	60	60	59	58	57	56	55	54	53	52	51	50	49	48	47
75	0.866	62	62	61	60	59	58	57	56	55	54	53	53	52	50	49	48
76	.896	64	63	62	61	60	59	58	57	56	55	54	53	53	52	51	50
77	.926	65	64	63	62	61	60	60	59	58	57	56	55	54	53	52	51
78	.957	66	65	64	63	63	62	61	60	59	58	57	56	55	54	53	52
79	.989	67	66	65	64	64	63	62	61	60	59	58	58	57	56	55	54
80	1.022	68	67	66	66	65	64	63	62	62	61	60	59	58	57	56	55

TABLE III.—Temperature of dew point in degrees Fahrenheit—Continued

[Pressure=27.0 inches]

Air temperature <i>t</i>	Depression of wet-bulb thermometer ($t-t'$).															
	16.5	17.0	17.5	18.0	18.5	19.0	19.5	20.0	20.5	21.0	21.5	22.0	22.5	23.0	23.5	24.0
47	-37															
48	-20	-42														
49	-12	-22	-47													
50	-6	-13	-24	-56												
51	-2	-7	-14	-26												
52	+2	-2	-8	-16	-29											
53	6	+2	-3	-8	-17	-32										
54	9	6	+1	-3	-9	-18	-35									
55	12	9	5	+1	-4	-10	-19	-39								
56	14	12	9	5	+1	-4	-11	-20	-44							
57	16	14	11	8	5	±0	-5	-12	-22	-49						
58	19	16	14	11	8	+5	±0	-5	-12	-23	-57					
59	21	19	16	14	11	8	+4	±0	-5	-12	-24					
60	23	21	19	16	14	11	8	+4	±0	-6	-13	-25				
61	25	23	21	19	16	14	11	8	+4	±0	-6	-14	-26			
62	26	25	23	21	19	16	14	11	8	+4	-1	-6	-14	-27		
63	28	27	25	23	21	19	17	14	11	8	+4	-1	-6	-14	-28	
64	30	28	27	25	23	21	19	17	14	11	8	+4	-1	-6	-15	-29
65	31	30	28	27	25	23	21	19	17	14	11	8	+4	-1	-6	-15
66	33	32	30	29	27	25	23	21	19	17	14	11	8	+4	-1	-6
67	35	33	32	30	29	27	25	24	22	19	17	14	11	8	+4	-1
68	36	35	34	32	31	29	27	26	24	22	20	17	14	12	8	+4
69	38	37	35	34	32	31	29	27	26	24	22	20	17	15	12	9
70	40	38	37	35	34	32	31	29	28	26	24	22	20	18	15	12
71	41	40	39	37	36	34	33	31	30	28	26	24	22	20	18	15
72	43	42	40	39	38	36	34	33	31	30	28	26	24	23	20	18
73	44	43	42	40	39	38	36	35	33	32	30	28	27	25	23	21
74	46	45	43	42	41	39	38	37	35	34	32	30	29	27	25	23
75	47	46	45	44	42	41	40	38	37	35	34	32	31	29	27	25
76	49	48	46	45	44	43	41	40	39	37	36	34	32	31	29	27
77	50	49	48	47	46	44	43	42	40	39	38	36	34	33	31	30
78	51	50	49	48	47	46	45	43	42	41	39	38	36	35	33	32
79	53	52	51	50	49	47	46	45	44	42	41	40	38	37	35	34
80	54	53	52	51	50	49	48	46	45	44	43	42	40	39	37	36

<i>t</i>	Depression of wet-bulb thermometer ($t-t'$)															
	24.5	25.0	25.5	26.0	26.5	27.0	27.5	28.0	28.5	29.0	29.5	30.0	30.5	31.0	31.5	32.0
65	-29															
66	-15	-30														
67	-6	-15	-30													
68	±0	-6	-15	-30												
69	+5	±0	-6	-15	-30											
70	9	+5	±0	+6	-14	-30										
71	12	9	+5	±0	-6	-14	-29									
72	15	12	9	+5	±0	-5	-14	-28								
73	18	16	13	10	+6	+1	-5	-13	-27							
74	21	19	16	13	10	6	+1	-4	-12	-26						
75	23	21	19	16	13	10	6	+2	-4	-12	-25					
76	26	24	22	19	16	14	11	7	+2	-4	-11	-24				
77	28	26	24	22	20	17	14	11	7	+3	-3	-11	-23			
78	30	28	26	24	22	20	17	14	11	8	+3	-2	-10	-21		
79	32	30	28	27	25	23	20	18	15	12	8	+4	-2	-9	-20	-54
80	34	32	31	29	27	25	23	21	18	15	12	9	+4	-1	-8	-18

TABLE III.—Temperature of dew point in degrees Fahrenheit—Continued

[Pressure=27.0 inches]

Air temperature <i>t</i>	Vapor pressure <i>e</i>	Depression of wet-bulb thermometer (<i>t-t'</i>).															
		1	2	3	4	5	6	7	8	9	10	11	12	13	14	15	16
80	1.022	79	77	76	75	73	72	70	69	67	66	64	62	61	59	57	55
81	.056	80	78	77	76	74	73	71	70	68	67	65	64	62	60	58	56
82	.091	81	79	78	77	75	74	72	71	69	68	66	65	63	61	60	58
83	.127	82	80	79	78	76	75	74	72	71	69	67	66	64	62	61	59
84	.163	83	81	80	79	77	76	75	73	72	70	69	67	65	64	62	60
85	1.201	84	82	81	80	78	77	76	74	73	71	70	68	67	65	63	61
86	.241	85	83	82	81	80	78	77	75	74	72	71	69	68	66	64	63
87	.281	86	84	83	82	81	79	78	76	75	74	72	70	69	67	66	64
88	.322	87	85	84	83	82	80	79	77	76	75	73	72	70	69	67	65
89	.364	88	86	85	84	83	81	80	79	77	76	74	73	71	70	68	66
90	1.408	89	88	86	85	84	82	81	80	78	77	75	74	72	71	69	68
91	.453	90	89	87	86	85	83	82	81	79	78	76	75	74	72	70	69
92	.499	91	90	88	87	86	84	83	82	80	79	78	76	75	73	72	70
93	.546	92	91	89	88	87	85	84	83	81	80	79	77	76	74	73	71
94	.595	93	92	90	89	88	87	85	84	82	81	80	78	77	75	74	72
95	1.645	94	93	91	90	89	88	86	85	84	82	81	80	78	77	75	74
96	.696	95	94	92	91	90	89	87	86	85	83	82	81	79	78	76	75
97	.749	96	95	93	92	91	90	88	87	86	84	83	82	80	79	77	76
98	.803	97	96	94	93	92	91	89	88	87	85	84	83	81	80	79	77
99	.859	98	97	95	94	93	92	90	89	88	87	85	84	82	81	80	78
100	1.916	99	98	96	95	94	93	91	90	89	88	86	85	84	82	81	79
101	1.975	100	99	97	96	95	94	92	91	90	89	87	86	85	83	82	80
102	2.035	101	100	98	97	96	95	94	92	91	90	88	87	86	84	83	82
103	.097	102	101	99	98	97	96	95	93	92	91	90	88	87	85	84	83
104	.160	103	102	100	99	98	97	96	94	93	92	91	89	88	87	85	84
105	2.225	104	103	101	100	99	98	97	95	94	93	92	90	89	88	86	85
106	.292	105	104	102	101	100	99	98	96	95	94	93	91	90	89	87	86
107	.360	106	105	104	102	101	100	99	98	96	95	94	92	91	90	89	87
108	.431	107	106	105	103	102	101	100	99	97	96	95	94	92	91	90	88
109	.503	108	107	106	104	103	102	101	100	98	97	96	95	93	92	91	89
110	2.576	109	108	107	105	104	103	102	101	99	98	97	96	94	93	92	90
111	.652	110	109	108	106	105	104	103	102	100	99	98	97	95	94	93	92
112	.730	111	110	109	107	106	105	104	103	101	100	99	98	97	95	94	93
113	.810	112	111	110	108	107	106	105	104	102	101	100	99	98	96	95	94
114	.891	113	112	111	109	108	107	106	105	104	102	101	100	99	97	96	95
115	2.975	114	113	112	110	109	108	107	106	105	103	102	101	100	98	97	96
116	3.061	115	114	113	111	110	109	108	107	106	104	103	102	101	100	98	97
117	.148	116	115	114	112	111	110	109	108	107	105	104	103	102	101	99	98
118	.239	117	116	115	114	112	111	110	109	108	107	105	104	103	102	100	99
119	.331	118	117	116	115	113	112	111	110	109	108	106	105	104	103	101	100
120	3.425	119	118	117	116	114	113	112	111	110	109	107	106	105	104	103	101
121	.522	120	119	118	117	115	114	113	112	111	110	108	107	106	105	104	102
122	.621	121	120	119	118	116	115	114	113	112	111	109	108	107	106	105	103
123	.723	122	121	120	119	117	116	115	114	113	112	111	109	108	107	106	105
124	.827	123	122	121	120	118	117	116	115	114	113	112	110	109	108	107	106
125	3.933	124	123	122	121	119	118	117	116	115	114	113	111	110	109	108	107
126	4.042	125	124	123	122	120	119	118	117	116	115	114	112	111	110	109	108
127	.154	126	125	124	123	121	120	119	118	117	116	115	114	112	111	110	109
128	.268	127	126	125	124	122	121	120	119	118	117	116	115	113	112	111	110
129	.385	128	127	126	125	124	122	121	120	119	118	117	116	114	113	112	111
130	4.504	129	128	127	126	125	123	122	121	120	119	118	117	115	114	113	112
131	.627	130	129	128	127	126	124	123	122	121	120	119	118	116	115	114	113
132	.752	131	130	129	128	127	125	124	123	122	121	120	119	118	116	115	114
133	4.880	132	131	130	129	128	126	125	124	123	122	121	120	119	117	116	115
134	5.011	133	132	131	130	129	127	126	125	124	123	122	121	120	118	117	116
135	5.145	134	133	132	131	130	128	127	126	125	124	123	122	121	119	118	117
136	.282	135	134	133	132	131	129	128	127	126	125	124	123	122	121	119	118
137	.422	136	135	134	133	132	130	129	128	127	126	125	124	123	122	120	119
138	.565	137	136	135	134	133	132	130	129	128	127	126	125	124	123	121	120
139	.712	138	137	136	135	134	133	131	130	129	128	127	126	125	124	122	121
140	5.862	139	138	137	136	135	134	132	131	130	129	128	127	126	125	124	122

TABLE III.—Temperature of dew point in degrees Fahrenheit—Continued

[Pressure=27.0 inches]

Air temperature t	Vapor pressure e	Depression of wet-bulb thermometer ($t-t'$)															
		17	18	19	20	21	22	23	24	25	26	27	28	29	30	31	32
80	1.022	53	51	49	46	44	42	39	36	32	29	25	21	15	9	-1	-18
81	.056	54	52	50	48	46	43	40	37	34	31	27	23	18	13	+5	-7
82	.091	56	54	52	50	47	45	42	39	36	33	30	26	21	16	10	+0
83	.127	57	55	53	51	49	46	44	41	38	35	32	28	24	19	14	+6
84	.163	58	56	54	52	50	48	45	43	40	37	34	30	27	22	17	11
85	1.201	60	58	56	54	52	50	47	44	42	39	36	32	29	25	21	15
86	.241	61	59	57	55	53	51	49	46	44	41	38	35	31	28	23	19
87	.281	62	60	59	57	55	52	50	48	45	43	40	37	33	30	26	22
88	.322	63	62	60	58	56	54	52	49	47	44	42	39	35	32	28	24
89	.364	65	63	61	59	57	55	53	51	49	46	43	41	38	34	31	27
90	1.408	66	64	62	61	59	57	55	53	50	48	45	43	40	36	33	29
91	.453	67	66	64	62	60	58	56	54	52	50	47	44	42	39	35	32
92	.499	68	67	65	63	61	60	58	56	53	51	49	46	44	41	37	34
93	.546	70	68	66	65	63	61	59	57	55	53	50	48	45	43	40	36
94	.595	71	69	68	66	64	62	60	58	56	54	52	50	47	44	42	38
95	1.645	72	70	69	67	65	64	62	60	58	56	54	51	49	46	44	41
96	.696	73	72	70	68	67	65	63	61	59	57	55	53	50	48	45	43
97	.749	74	73	71	70	68	66	64	63	61	59	57	54	52	50	47	44
98	.803	76	74	72	71	69	68	66	64	62	60	58	56	54	52	49	46
99	.859	77	75	74	72	70	69	67	65	63	62	60	58	55	53	51	48
100	1.916	78	76	75	73	72	70	68	67	65	63	61	59	57	55	52	50
101	1.975	79	78	76	74	73	71	70	68	66	64	62	60	58	56	54	52
102	2.035	80	79	77	76	74	72	71	69	67	66	64	62	60	58	56	53
103	.097	81	80	78	77	75	74	72	70	69	67	65	63	61	59	57	55
104	.160	82	81	80	78	77	75	73	72	70	68	67	65	63	61	59	57
105	2.225	84	82	81	80	78	76	75	73	71	70	68	66	64	62	60	58
106	.292	85	83	82	81	79	77	76	74	73	71	69	68	66	64	62	60
107	.360	86	84	83	82	80	79	77	76	74	72	71	69	67	65	63	61
108	.431	87	86	84	83	81	80	78	77	75	74	72	70	68	67	65	63
109	.503	88	87	85	84	82	81	80	78	76	75	73	71	70	68	66	64
110	2.576	89	88	86	85	84	82	81	79	78	76	74	73	71	69	68	66
111	.652	90	89	88	86	85	83	82	80	79	77	76	74	72	71	69	67
112	.730	91	90	89	87	86	84	83	82	80	79	77	75	74	72	70	68
113	.810	92	91	90	88	87	86	84	83	81	80	78	77	75	73	72	70
114	.891	94	92	91	90	88	87	85	84	82	81	80	78	76	75	73	71
115	2.975	95	93	92	91	89	88	87	85	84	82	81	79	78	76	74	73
116	3.061	96	94	93	92	90	89	88	86	85	83	82	80	79	77	76	74
117	.148	97	96	94	93	92	90	89	87	86	85	83	82	80	78	77	75
118	.239	98	97	95	94	93	91	90	89	87	86	84	83	81	80	78	77
119	.331	99	98	96	95	94	92	91	90	88	87	86	84	83	81	79	78
120	3.425	100	99	98	96	95	94	92	91	90	88	87	85	84	82	81	79
121	.522	101	100	99	97	96	95	93	92	91	89	88	86	85	83	82	80
122	.621	102	101	100	98	97	96	95	93	92	90	89	88	86	85	83	82
123	.723	103	102	101	100	98	97	96	94	93	92	90	89	87	86	84	83
124	.827	104	103	102	101	99	98	97	95	94	93	91	90	89	87	86	84
125	3.933	105	104	103	102	100	99	98	97	95	94	93	91	90	88	87	85
126	4.042	107	105	104	103	102	100	99	98	96	95	94	92	91	90	88	87
127	.154	108	106	105	104	103	101	100	99	98	96	95	93	92	91	89	88
128	.268	109	107	106	105	104	102	101	100	99	97	96	95	93	92	90	89
129	.385	110	108	107	106	105	104	102	101	100	98	97	96	94	93	92	90
130	4.504	111	110	108	107	106	105	103	102	101	100	98	97	96	94	93	91
131	.627	112	111	109	108	107	106	105	103	102	101	99	98	97	95	94	93
132	.752	113	112	110	109	108	107	106	104	103	102	100	99	98	97	95	94
133	4.880	114	113	112	110	109	108	107	105	104	103	102	100	99	98	96	95
134	5.011	115	114	113	111	110	109	108	107	105	104	103	101	100	99	98	96
135	5.145	116	115	114	112	111	110	109	108	106	105	104	103	101	100	99	97
136	.282	117	116	115	114	112	111	110	109	107	106	105	104	102	101	100	98
137	.422	118	117	116	115	113	112	111	110	109	107	106	105	104	102	101	100
138	.565	119	118	117	116	114	113	112	111	110	108	107	106	105	103	102	101
139	.712	120	119	118	117	116	114	113	112	111	110	108	107	106	104	103	102
140	5.862	121	120	119	118	117	115	114	113	112	111	109	108	107	106	104	103

TABLE III.—Temperature of dew point in degrees Fahrenheit—Continued

[Pressure=27.0 inches]

Air temperature <i>t</i>	Vapor pressure <i>e</i>	Depression of wet-bulb thermometer (<i>t-t</i>)															
		33	34	35	36	37	38	39	40	41	42	43	44	45	46	47	48
81	1.056	-40															
82	.091	-16															
83	.127	-5	-32														
84	.163	+2	-13														
85	1.201	8	-3	-26													
86	.241	12	+4	-10													
87	.281	16	9	-1	-20												
88	.322	19	14	+6	-7	-48											
89	.364	23	17	11	+1	-16											
90	1.408	25	21	15	7	-4	-32										
91	.453	28	24	19	12	+3	-12										
92	.499	30	27	22	16	9	-2	-24									
93	.546	32	29	25	20	14	+5	-8									
94	.595	35	31	27	23	18	11	+1	-17								
95	1.645	37	34	30	26	21	15	8	-4	-51							
96	.696	39	36	32	28	24	19	13	+4	-12							
97	.749	42	38	35	31	27	23	17	10	-1	-24						
98	.803	44	40	37	34	30	26	21	14	+6	-7						
99	.859	46	43	39	36	32	28	24	19	12	+2	-16					
100	1.916	47	45	42	38	35	31	27	22	16	9	-4	-34				
101	1.975	49	46	44	41	37	34	30	25	20	14	+5	-11				
102	2.035	51	48	46	43	40	36	32	28	24	18	11	±0				
103	.097	53	50	48	45	42	38	35	31	27	22	16	+7	-22			
104	.160	54	52	49	47	44	41	37	34	30	25	20	13	+3	-5	-57	
105	2.225	56	54	51	49	46	43	40	36	32	28	23	18	10	-2	-27	
106	.292	58	55	53	50	48	45	42	38	35	31	27	21	15	+7	-8	
107	.360	59	57	55	52	50	47	44	41	37	34	30	25	20	12	+2	-17
108	.431	61	59	56	54	52	49	46	43	40	36	32	28	23	17	9	-3
109	.503	62	60	58	56	53	51	48	45	42	39	35	31	27	21	15	+6
110	2.576	64	62	60	57	55	53	50	47	44	41	38	34	30	25	19	12
111	.652	65	63	61	59	57	54	52	49	46	43	40	36	32	28	23	17
112	.730	67	65	63	61	58	56	54	51	49	46	43	39	35	31	27	21
113	.810	68	66	64	62	60	58	56	53	50	48	45	42	38	34	30	25
114	.891	69	68	66	64	62	60	57	55	52	50	47	44	40	37	33	28
115	2.975	71	69	67	65	63	61	59	57	54	52	49	46	43	39	36	31
116	3.061	72	70	69	67	65	63	61	58	56	54	51	48	45	42	38	34
117	.148	74	72	70	68	66	64	62	60	58	55	53	50	47	44	41	37
118	.239	75	73	71	70	68	66	64	62	60	57	55	52	49	46	43	40
119	.331	76	75	73	71	69	67	65	63	61	59	57	54	52	49	46	42
120	3.425	78	76	74	72	71	69	67	65	63	61	58	56	54	51	48	45
121	.522	79	77	76	74	72	70	68	66	64	62	60	58	55	53	50	47
122	.621	80	78	77	75	73	72	70	68	66	64	62	60	57	55	52	49
123	.723	81	80	78	77	75	73	71	69	68	66	63	61	59	57	54	51
124	.827	83	81	80	78	76	74	73	71	69	67	65	63	61	58	56	53
125	3.933	84	82	81	79	78	76	74	72	70	69	67	65	62	60	58	55
126	4.042	85	84	82	80	79	77	76	74	72	70	68	66	64	62	60	57
127	.154	86	85	83	82	80	78	77	75	73	72	70	68	66	64	61	59
128	.268	88	86	85	83	81	80	78	76	75	73	71	69	67	65	63	61
129	.385	89	87	86	84	83	81	80	78	76	74	73	71	69	67	65	63
130	4.504	90	89	87	86	84	82	81	79	78	76	74	72	70	68	66	64
131	.627	91	90	88	87	85	84	82	81	79	77	76	74	72	70	68	66
132	.752	92	91	90	88	87	85	84	82	80	79	77	75	73	71	69	68
133	4.880	94	92	91	89	88	86	85	83	82	80	78	77	75	73	71	69
134	5.011	95	93	92	91	89	88	86	85	83	81	80	78	76	74	73	71
135	5.145	96	95	93	92	90	89	87	86	84	83	81	79	78	76	74	72
136	.282	97	96	94	93	92	90	89	87	86	84	82	81	79	77	76	74
137	.422	98	97	96	94	93	91	90	88	87	85	84	82	80	79	77	75
138	.565	99	98	97	95	94	92	91	90	88	87	85	83	82	80	78	77
139	.712	101	99	98	97	95	94	92	91	89	88	86	85	83	82	80	78
140	5.862	102	100	99	98	96	95	94	92	91	89	88	86	84	83	81	80

TABLE IV.—Temperature of dew point in degrees Fahrenheit

[Pressure=25.0 inches]

Air temperature <i>t</i>	Vapor pressure <i>e</i>	Depression of wet-bulb thermometer (<i>t-t'</i>)														
		0.2	0.4	0.6	0.8	1.0	1.2	1.4	1.6	1.8	2.0	2.2	2.4	2.6	2.8	3.0
		<i>t</i>		<i>e</i>		<i>t</i>		<i>e</i>		<i>(t-t')</i>						
												0.1	0.2	0.3	0.4	0.5
-40	0.0039	-49														
-39	41	-48														
-38	44	-47														
-37	46	-46	-60													
-36	48	-44	-58													
-35	0.0051	-42	-55													
-34	54	-41	-52													
-33	57	-40	-50													
-32	61	-38	-48													
-31	65	-36	-46	-59												
-30	0.0069	-35	-44	-56												
-29	74	-34	-41	-52												
-28	78	-32	-39	-49												
-27	83	-31	-37	-46												
-26	89	-30	-35	-44	-56											
-25	0.0094	-29	-33	-41	-52											
-24	0.0100	-27	-32	-38	-48											
-23	106	-26	-31	-36	-45	-58										
-22	112	-25	-29	-34	-42	-52										
-21	119	-24	-28	-32	-39	-48										
-20	0.0126	-23	-26	-30	-36	-44	-60									
-19	133	-22	-25	-29	-33	-40	-53									
-18	141	-20	-24	-27	-31	-37	-48									
-17	150	-19	-22	-26	-29	-35	-43	-56								
-16	159	-18	-21	-24	-28	-32	-39	-49								
-15	0.0168	-17	-20	-22	-26	-30	-35	-44	-59							
-14	178	-16	-18	-21	-24	-28	-32	-40	-50							
-13	188	-15	-17	-20	-23	-26	-30	-36	-45	-60						
-12	199	-14	-16	-18	-21	-24	-28	-33	-40	-51						
-11	210	-13	-15	-17	-19	-22	-26	-30	-36	-45	-60					
-10	0.0222	-12	-14	-16	-18	-21	-24	-27	-32	-40	-50					
-9	234	-11	-12	-14	-17	-19	-22	-25	-29	-35	-44	-59				
-8	247	-10	-11	-13	-15	-18	-20	-23	-27	-32	-38	-49				
-7	260	-9	-10	-12	-14	-16	-19	-21	-25	-29	-33	-42	-55			
-6	275	-9	-9	-11	-13	-15	-17	-19	-22	-26	-30	-36	-46			
-5	0.0291	-6	-8	-10	-11	-13	-15	-18	-20	-24	-27	-32	-40	-50		
-4	307	-5	-7	-8	-10	-12	-14	-16	-18	-21	-25	-29	-34	-42	-58	
-3	325	-4	-6	-7	-9	-10	-12	-14	-17	-19	-22	-26	-30	-36	-46	
-2	344	-3	-4	-6	-7	-9	-11	-13	-15	-17	-20	-23	-26	-31	-38	-49
-1	363	-2	-3	-5	-6	-7	-9	-11	-13	-15	-17	-20	-23	-27	-32	-40
0	0.0383	-1	-2	-3	-5	-6	-8	-9	-11	-13	-15	-18	-21	-24	-28	-33
+1	403	±0	-1	-2	-4	-5	-6	-8	-10	-11	-13	-16	-18	-21	-25	-29
2	423	+1	±0	-1	-2	-4	-5	-6	-8	-10	-12	-14	-16	-18	-22	-25
3	444	2	+1	±0	-1	-3	-4	-5	-7	-8	-10	-12	-14	-16	-19	-22
4	467	3	2	+1	±0	-1	-3	-4	-5	-7	-8	-10	-12	-14	-16	-19
5	0.0491	4	3	2	+1	±0	-1	-3	-4	-5	-7	-8	-10	-12	-14	-17
6	515	5	4	3	2	+1	±0	-1	-3	-4	-5	-7	-8	-10	-12	-14
7	542	6	5	4	3	2	+1	±0	-1	-3	-4	-5	-7	-8	-10	-12
8	570	7	6	5	4	3	2	+1	±0	-1	-3	-4	-5	-7	-8	-10
9	600	8	7	6	5	4	3	2	+1	±0	-1	-2	-4	-5	-6	-8
10	0.0631	9	8	8	7	6	5	4	3	+2	±0	-1	-2	-3	-5	-6
11	665	10	10	9	8	7	6	5	4	3	+2	+1	-1	-2	-3	-4
12	699	11	11	10	9	8	7	6	5	4	3	2	+1	±0	-2	-3
13	735	12	12	11	10	9	8	7	6	5	4	2	+1	±0	-1	-1
14	772	13	13	12	11	10	10	9	8	7	6	5	4	3	+2	+1
15	0.0810	14	14	13	12	11	11	10	9	8	7	7	6	4	3	2
16	850	15	15	14	13	13	12	11	10	10	9	8	7	6	5	4
17	891	16	16	15	14	14	13	12	11	11	10	9	8	7	6	5
18	933	17	17	16	15	15	14	13	12	11	10	10	9	8	7	6
19	0.0979	18	18	17	16	16	15	14	14	13	12	12	11	10	9	8
20	0.1026	19	19	18	18	17	16	16	15	14	13	13	12	11	10	10

TABLE IV.—Temperature of dew point in degrees Fahrenheit—Continued

[Pressure=25.0 inches]

Air temperature <i>t</i>	Depression of wet-bulb thermometer (<i>t-t'</i>)														
	3.2	3.4	3.6	3.8	4.0	4.2	4.4	4.6	4.8	5.0	5.2	5.4	5.6	5.8	6.0
-1	-53														
0	-42	-57													
+1	-34	-44													
2	-29	-35	-46												
3	-25	-30	-36	-47											
4	-22	-26	-30	-37	-49										
5	-19	-22	-26	-31	-38	-50									
6	-17	-20	-23	-27	-32	-39	-51								
7	-14	-17	-20	-23	-27	-32	-40	-53							
8	-12	-14	-17	-19	-23	-27	-32	-40	-53						
9	-10	-12	-14	-17	-19	-23	-27	-32	-40	-54					
10	-8	-10	-12	-14	-16	-19	-23	-27	-32	-40	-53				
11	-6	-8	-10	-12	-14	-16	-19	-22	-26	-31	-39	-52			
12	-4	-6	-7	-9	-11	-13	-16	-18	-22	-26	-30	-38	-50		
13	-2	-4	-5	-7	-9	-11	-13	-15	-18	-21	-25	-30	-37	-48	
14	-1	-2	-3	-5	-6	-8	-10	-12	-15	-17	-20	-24	-29	-35	-45
15	+1	±0	-1	-3	-4	-6	-8	-10	-12	-14	-16	-19	-23	-27	-33
16	3	+1	±0	-1	-2	-4	-5	-7	-9	-11	-13	-16	-18	-22	-26
17	4	3	+2	+1	-1	-2	-3	-5	-6	-8	-10	-12	-15	-17	-20
18	6	5	4	3	+1	±0	-1	-3	-4	-6	-7	-9	-11	-14	-16
19	7	6	5	4	3	+2	+1	-1	-2	-3	-5	-7	-8	-10	-13
20	9	8	7	6	5	4	3	+1	±0	-1	-3	-4	-6	-8	-10

<i>t</i>	<i>(t-t')</i>							
	6.2	6.4	6.5	6.8	7.0	7.2	7.4	7.6
15	-43							
16	-31	-40	-56					
17	-25	-29	-36	-49				
18	-19	-23	-27	-33	-44			
19	-15	-18	-21	-26	-31	-40	-55	
20	-12	-14	-17	-20	-24	-29	-36	-47

TABLE IV.—Temperature of dew point in degrees Fahrenheit—Continued

[Pressure=25.0 inches]

Air temperature <i>t</i>	Vapor pressure <i>e</i>	Depression of wet-bulb thermometer (<i>t-t'</i>)															
		0.5	1.0	1.5	2.0	2.5	3.0	3.5	4.0	4.5	5.0	5.5	6.0	6.5	7.0	7.5	8.0
20	0.103	19	17	15	13	12	10	7	5	2	-1	-5	-10	-15	-24	-42	-60
21	.108	20	18	16	15	13	11	9	6	4	+1	-3	-7	-12	-18	-29	-36
22	.113	21	19	18	16	14	12	10	8	6	3	-1	-4	-9	-14	-22	-27
23	.118	22	20	19	17	15	13	12	10	7	5	+1	-2	-6	-11	-17	-20
24	.124	23	21	20	18	17	15	13	11	9	6	3	±0	-3	-7	-13	-15
25	0.130	24	22	21	20	18	16	14	12	10	8	5	+2	-1	-5	-9	-15
26	.136	25	23	22	21	19	18	16	14	12	10	7	5	+1	-2	-6	-11
27	.143	26	25	23	22	20	19	17	15	13	11	9	7	4	±0	-4	-8
28	.150	27	26	24	23	22	20	18	17	15	13	11	8	6	+3	-1	-5
29	.157	28	27	25	24	23	21	20	18	16	14	12	10	8	5	+2	-2
30	0.164	29	28	26	25	24	22	21	19	18	16	14	12	10	7	4	+1
31	.172	30	29	28	26	25	24	22	21	19	17	16	14	11	9	7	3
32	.180	31	30	29	27	26	25	23	22	20	19	17	15	13	11	9	6
33	.187	32	31	30	29	27	26	25	23	22	20	19	17	15	13	11	8
34	.195	33	32	31	30	28	27	26	25	23	22	20	18	16	14	12	10
35	0.203	34	33	32	31	30	28	27	26	24	23	21	20	18	16	14	12
36	.211	35	34	33	32	31	29	28	27	26	24	23	21	20	18	16	14
37	.219	36	35	34	33	32	31	29	28	27	26	24	23	21	19	18	16
38	.228	37	36	35	34	33	32	30	29	28	27	25	24	23	21	19	17
39	.237	38	37	36	35	34	33	31	30	29	28	27	25	24	22	21	19
40	0.247	39	38	37	36	35	34	32	31	30	29	28	27	25	24	22	21
41	.256	40	39	38	37	36	35	34	32	31	30	29	28	26	25	24	22
42	.266	41	40	39	38	37	36	35	34	32	31	30	29	28	26	25	24
43	.277	42	41	40	39	38	37	36	35	34	32	31	30	29	28	26	25
44	.287	43	42	41	40	39	38	37	36	35	34	32	31	30	29	27	26
45	.298	44	43	42	41	40	39	38	37	36	35	34	32	31	30	29	27
46	.310	45	44	43	42	41	40	39	38	37	36	35	34	32	31	30	29
47	.322	46	45	44	43	42	41	40	39	38	37	36	35	34	32	31	30
48	.334	47	46	45	44	43	42	41	40	39	38	37	36	35	34	32	31
49	.347	48	47	46	45	44	44	43	42	40	39	38	37	36	35	34	32
50	0.360	49	48	47	46	45	44	43	42	41	40	38	37	36	35	34	32
51	.373	50	49	48	47	46	45	44	43	42	41	40	38	37	36	35	34
52	.387	51	50	49	48	47	46	45	44	43	42	41	40	39	38	36	35
53	.402	52	51	50	49	48	47	46	45	44	43	42	41	40	39	38	36
54	.417	53	52	51	50	49	48	47	46	45	44	43	42	41	40	39	38
55	0.432	54	53	53	52	51	50	49	48	47	46	45	44	43	42	41	40
56	.448	55	54	54	53	52	51	50	49	48	47	46	45	44	43	42	41
57	.465	56	55	55	54	53	52	51	50	49	48	47	46	45	44	43	42
58	.482	57	56	56	55	54	53	52	51	50	50	49	48	47	46	45	44
59	.499	58	57	57	56	55	54	53	52	52	51	50	49	48	47	46	45
60	0.517	59	59	58	57	56	55	54	54	53	52	51	50	49	48	47	46
61	.536	60	60	59	58	57	56	56	55	54	53	52	51	50	49	48	47
62	.555	61	61	60	59	58	57	57	56	55	54	53	52	51	50	49	48
63	.575	62	62	61	60	59	58	58	57	56	55	54	53	52	51	50	49
64	.595	63	63	62	61	60	60	59	58	57	56	55	54	53	52	51	50
65	0.616	64	64	63	62	61	61	60	59	58	57	56	55	54	53	52	51
66	.638	65	65	64	63	62	62	61	60	59	58	58	57	56	55	54	53
67	.661	66	66	65	64	63	63	62	61	60	60	59	58	57	56	55	54
68	.684	67	67	66	65	64	64	63	62	61	61	60	59	58	57	56	55
69	.707	68	68	67	66	65	65	64	63	62	62	61	60	59	58	57	56
70	0.732	69	69	68	67	66	66	65	64	63	63	62	61	60	60	59	58
71	.757	70	70	69	68	68	67	66	65	64	64	63	62	62	61	60	59
72	.783	71	71	70	69	69	68	67	66	65	65	64	63	63	62	61	60
73	.810	72	72	71	70	70	69	68	67	67	66	65	64	64	63	62	61
74	.838	73	73	72	71	71	70	69	68	68	67	66	65	65	64	63	62
75	0.866	74	74	73	72	72	71	70	70	69	68	67	67	66	65	64	64
76	.896	75	75	74	73	73	72	71	71	70	69	68	68	67	66	65	65
77	.926	76	76	75	74	74	73	72	72	71	70	69	69	68	67	66	66
78	.957	77	77	76	75	75	74	73	73	72	71	71	70	69	68	67	67
79	.989	78	78	77	76	76	75	74	74	73	72	72	71	70	69	68	68
80	1.022	79	79	78	77	77	76	75	75	74	73	73	72	71	70	70	69

TABLE IV.—Temperature of dew point in degrees Fahrenheit—Continued

[Pressure=25.0 inches]

Air temperature <i>t</i>	Vapor pressure <i>e</i>	Depression of wet-bulb thermometer (<i>t-t'</i>)															
		8.5	9.0	9.5	10.0	10.5	11.0	11.5	12.0	12.5	13.0	13.5	14.0	14.5	15.0	15.5	16.0
23	0.118	-51															
24	.124	-32															
25	0.130	-24	-43														
26	.136	-18	-29														
27	.143	-13	-22	-36													
28	.150	-9	-16	-25	-48												
29	.157	-6	-11	-18	-30												
30	0.164	-3	-7	-13	-22	-37											
31	.172	±0	-4	-9	-15	-25	-48										
32	.180	+3	-1	-5	-10	-17	-29										
33	.187	5	+2	-2	-6	-12	-20	-34									
34	.195	8	5	+1	-3	-7	-14	-22	-42								
35	0.203	10	7	4	±0	-4	-9	-15	-26	-52							
36	.211	12	9	6	+3	±0	-5	-10	-17	-29							
37	.219	14	11	9	6	+3	-1	-6	-11	-19	-34						
38	.228	15	13	11	8	6	+2	-2	-6	-13	-22	-40					
39	.237	17	15	13	11	8	5	+1	-3	-7	-14	-24	-48				
40	0.247	19	17	15	13	10	8	5	+1	-3	-8	-16	-27				
41	.256	21	19	17	15	13	10	7	4	±0	-4	-10	-17	-30			
42	.266	22	20	19	17	15	12	10	7	+4	±0	-5	-11	-18	-33		
43	.277	23	22	20	18	17	14	12	10	7	+3	-1	-5	-12	-20	-37	
44	.287	25	23	22	20	18	16	14	12	9	6	+3	-1	-6	-12	-22	-43
45	0.298	26	25	23	22	20	18	16	14	12	9	6	+3	-2	-7	-13	-23
46	.310	27	26	24	23	21	20	18	16	14	11	9	6	+2	-2	-7	-14
47	.322	29	27	26	24	23	21	20	18	16	14	11	9	6	+2	-2	-8
48	.334	30	29	27	26	24	23	21	19	18	16	13	11	8	5	+1	-3
49	.347	31	30	29	27	26	24	23	21	19	18	15	13	11	8	5	+1
50	0.360	32	31	30	29	27	26	24	23	21	19	17	15	13	11	8	5
51	.373	34	32	31	30	29	27	26	24	23	21	19	17	15	13	10	8
52	.387	35	34	32	31	30	29	27	26	24	23	21	19	17	15	13	10
53	.402	36	35	34	32	31	30	29	27	26	24	23	21	19	17	15	13
54	.417	38	36	35	34	33	31	30	29	27	26	24	23	21	19	17	15
55	0.432	39	38	37	35	34	33	31	30	29	27	26	24	23	21	19	17
56	.448	40	39	38	37	35	34	33	32	30	29	27	26	24	23	21	19
57	.465	42	40	39	38	37	36	34	33	32	30	29	28	26	25	23	21
58	.482	43	42	41	39	38	37	36	34	33	32	31	29	28	26	25	23
59	.499	44	43	42	41	40	38	37	36	35	33	32	31	29	28	26	25
60	0.517	45	44	43	42	41	40	38	37	36	35	34	32	31	29	28	27
61	.536	46	45	44	43	42	41	40	39	38	36	35	34	32	31	30	28
62	.555	48	47	46	45	44	42	41	40	39	38	36	35	34	32	31	30
63	.575	49	48	47	46	45	44	43	42	40	39	38	37	35	34	33	31
64	.595	50	49	48	47	46	45	44	43	42	41	40	38	37	36	34	33
65	0.616	51	50	49	48	47	46	45	44	43	42	41	40	38	37	36	34
66	.638	52	52	51	50	49	48	47	46	44	43	42	41	40	39	37	36
67	.661	54	53	52	51	50	49	48	47	46	45	44	43	41	40	39	38
68	.684	55	54	53	52	51	50	49	48	47	46	45	44	43	42	40	39
69	.707	56	55	54	53	52	51	50	49	48	47	46	45	44	43	42	41
70	0.732	57	56	55	54	54	53	52	51	50	49	48	47	46	44	43	42
71	.757	58	57	56	56	55	54	53	52	51	50	49	48	47	46	45	44
72	.783	59	59	58	57	56	55	54	53	52	51	50	49	48	47	46	45
73	.810	61	60	59	58	57	56	55	54	53	52	51	50	49	48	47	46
74	.838	62	61	60	59	58	57	56	55	54	53	52	51	50	49	48	47
75	0.866	63	62	61	60	60	59	58	57	56	55	54	53	52	51	50	49
76	.896	64	63	62	62	61	60	59	58	57	56	55	54	54	53	52	51
77	.926	65	64	63	63	62	61	60	59	58	57	56	55	54	54	53	52
78	.957	66	65	64	64	63	62	61	60	59	58	57	56	55	54	53	52
79	.989	67	66	66	65	64	63	62	62	61	60	59	58	57	56	55	53
80	1.022	68	68	67	66	65	64	64	63	62	61	60	59	59	58	57	56

TABLE IV.—Temperature of dew point in degrees Fahrenheit—Continued

[Pressure=25.0 inches]

Air temperature <i>t</i>	Depression of wet-bulb thermometer (<i>t-t'</i>)															
	16.5	17.0	17.5	18.0	18.5	19.0	19.5	20.0	20.5	21.0	21.5	22.0	22.5	23.0	23.5	24.0
45	-50															
46	-25	-58														
47	-15	-27														
48	-8	-16	-29													
49	-3	-9	-17	-30												
50	+1	-4	-9	-17	-32											
51	4	±0	-4	-10	-18	-34										
52	7	+4	±0	-5	-11	-20	-37									
53	10	7	+4	±0	-5	-12	-21	-42								
54	12	10	7	+3	-1	-6	-12	-22	-46							
55	15	12	10	7	+3	-1	-6	-13	-23	-50						
56	17	15	12	10	7	+3	-1	-6	-14	-24	-57					
57	19	17	15	12	10	7	+3	-2	-7	-14	-25					
58	21	19	17	15	12	10	6	+3	-2	-7	-15	-27				
59	23	21	19	17	15	12	10	7	+3	-2	-7	-15	-28			
60	25	23	21	19	17	15	12	10	7	+3	-2	-7	-15	-29		
61	27	25	23	21	19	17	15	13	10	7	+3	-2	-8	-16	-29	
62	28	27	25	23	22	20	17	15	13	10	7	+3	-2	-8	-16	-29
63	30	28	27	25	24	22	20	18	15	13	10	7	+3	-2	-8	-16
64	32	30	29	27	25	24	22	20	18	16	13	10	7	+3	-2	-8
65	33	32	30	29	27	26	24	22	20	18	16	13	10	7	+3	-2
66	35	33	32	30	29	27	26	24	22	20	18	16	13	10	7	+3
67	36	35	33	32	31	29	28	26	24	23	21	18	16	13	10	7
68	38	37	35	34	32	31	29	28	26	24	23	21	19	16	14	11
69	39	38	37	35	34	32	31	30	28	26	25	23	21	19	16	14
70	41	40	38	37	36	34	33	31	30	28	27	25	23	21	19	17
71	42	41	40	39	37	35	34	33	32	30	29	27	25	23	22	19
72	44	43	42	40	39	38	36	35	33	32	30	29	27	26	24	22
73	45	44	43	42	41	39	38	37	35	34	32	31	29	28	26	24
74	47	46	44	43	42	41	40	38	37	36	34	32	31	29	28	26
75	48	47	46	45	44	42	41	40	38	37	36	34	33	31	30	28
76	50	49	47	46	45	44	43	42	40	39	38	36	35	33	32	30
77	51	50	49	48	47	46	44	43	42	41	39	38	36	35	34	32
78	52	51	50	49	48	47	46	45	44	42	41	40	38	37	35	34
79	54	53	52	51	50	48	47	46	45	44	43	41	40	39	37	36
80	55	54	53	52	51	50	49	48	46	45	44	43	42	40	39	38

<i>t</i>	Depression of wet-bulb thermometer (<i>t-t'</i>)															
	24.5	25.0	25.5	26.0	26.5	27.0	27.5	28.0	28.5	29.0	29.5	30.0	30.5	31.0	31.5	32.0
63	-30															
64	-16	-30														
65	-8	-16	-30													
66	-2	-7	-16	-30												
67	+3	-2	-7	-15	-30											
68	7	+4	-1	-7	-15	-30										
69	11	8	+4	-1	-7	-15	-29									
70	14	11	8	+4	-1	-6	-14	-28								
71	17	14	12	8	+4	±0	-6	-14	-28							
72	19	17	15	12	9	+5	±0	-5	-14	-26						
73	22	20	18	15	12	9	+5	+1	-5	-13	-25					
74	24	22	20	18	15	12	9	6	+1	-4	-12	-24				
75	26	25	23	21	18	16	13	10	6	+2	-4	-11	-23			
76	28	27	25	23	21	19	16	13	10	7	+2	-3	-10	-21	-54	
77	30	29	27	25	23	21	19	16	14	11	7	+3	-3	-9	-20	-48
78	32	31	29	27	26	24	22	19	17	14	11	8	+3	-2	-9	-19
79	34	32	31	29	28	26	24	22	20	17	15	12	8	+4	-1	-8
80	36	34	33	31	30	28	26	24	22	20	18	15	12	9	+5	±0

TABLE IV.—Temperature of dew point in degrees Fahrenheit—Continued

[Pressure=25.0 inches]

Air temperature <i>t</i>	Vapor pressure <i>e</i>	Depression of wet-bulb thermometer (<i>t-t'</i>)															
		1	2	3	4	5	6	7	8	9	10	11	12	13	14	15	16
80	1.022	79	77	76	75	73	72	70	69	68	66	64	63	61	59	58	56
81	.056	80	78	77	76	74	73	72	70	69	67	66	64	62	61	59	57
82	.091	81	79	78	77	75	74	73	71	70	68	67	65	64	62	60	58
83	.127	82	80	79	78	76	75	74	72	71	69	68	66	65	63	61	60
84	.163	83	81	80	79	78	76	75	73	72	70	69	67	66	64	63	61
85	1.201	84	82	81	80	79	77	76	74	73	72	70	69	67	65	64	62
86	.241	85	83	82	81	80	78	77	76	74	73	71	70	68	67	65	63
87	.281	86	84	83	82	81	79	78	77	75	74	72	71	69	68	66	65
88	.322	87	86	84	83	82	80	79	78	76	75	73	72	70	69	67	66
89	.364	88	87	85	84	83	81	80	79	77	76	75	73	72	70	69	67
90	1.408	89	88	86	85	84	82	81	80	78	77	76	74	73	71	70	68
91	.453	90	89	87	86	85	83	82	81	80	78	77	75	74	72	71	69
92	.499	91	90	88	87	86	85	83	82	81	79	78	76	75	74	72	71
93	.546	92	91	89	88	87	86	84	83	82	80	79	78	76	75	73	72
94	.595	93	92	90	89	88	87	85	84	83	81	80	79	77	76	74	73
95	1.645	94	93	91	90	89	88	86	85	84	82	81	80	78	77	75	74
96	.696	95	94	92	91	90	89	87	86	85	84	82	81	79	78	77	75
97	.749	96	95	93	92	91	90	88	87	86	85	83	82	81	79	78	76
98	.803	97	96	94	93	92	91	90	88	87	86	84	83	82	80	79	77
99	.859	98	97	95	94	93	92	91	89	88	87	85	84	83	81	80	78
100	1.916	99	98	96	95	94	93	92	90	89	88	86	85	84	82	81	80
101	1.975	100	99	97	96	95	94	93	91	90	89	88	86	85	84	82	81
102	2.035	101	100	98	97	96	95	94	92	91	90	89	87	86	85	83	82
103	.097	102	101	100	98	97	96	95	93	92	91	90	88	87	86	84	83
104	.160	103	102	101	99	98	97	96	94	93	92	91	89	88	87	86	84
105	2.225	104	103	102	100	99	98	97	96	94	93	92	91	89	88	87	85
106	.292	105	104	103	101	100	99	98	97	95	94	93	92	90	89	88	86
107	.360	106	105	104	102	101	100	99	98	96	95	94	93	91	90	89	88
108	.431	107	106	105	103	102	101	100	99	97	96	95	94	92	91	90	89
109	.503	108	107	106	104	103	102	101	100	98	97	96	95	94	92	91	90
110	2.576	109	108	107	105	104	103	102	101	100	98	97	96	95	93	92	91
111	.652	110	109	108	106	105	104	103	102	101	99	98	97	96	94	93	92
112	.730	111	110	109	107	106	105	104	103	102	100	99	98	97	95	94	93
113	.810	112	111	110	108	107	106	105	104	103	101	100	99	98	97	95	94
114	.891	113	112	111	109	108	107	106	105	104	102	101	100	99	98	96	95
115	2.975	114	113	112	110	109	108	107	106	105	104	102	101	100	99	97	96
116	3.061	115	114	113	112	110	109	108	107	106	105	103	102	101	100	99	97
117	.148	116	115	114	113	111	110	109	108	107	106	104	103	102	101	100	98
118	.239	117	116	115	114	112	111	110	109	108	107	105	104	103	102	101	99
119	.331	118	117	116	115	113	112	111	110	109	108	106	105	104	103	102	100
120	3.425	119	118	117	116	114	113	112	111	110	109	108	106	105	104	103	102
121	.522	120	119	118	117	115	114	113	112	111	110	109	107	106	105	104	103
122	.621	121	120	119	118	116	115	114	113	112	111	110	108	107	106	105	104
123	.723	122	121	120	119	117	116	115	114	113	112	111	109	108	107	106	105
124	.827	123	122	121	120	118	117	116	115	114	113	112	110	109	108	107	106
125	3.933	124	123	122	121	119	118	117	116	115	114	113	112	110	109	108	107
126	4.042	125	124	123	122	120	119	118	117	116	115	114	113	111	110	109	108
127	.154	126	125	124	123	122	120	119	118	117	116	115	114	112	111	110	109
128	.268	127	126	125	124	123	121	120	119	118	117	116	115	113	112	111	110
129	.385	128	127	126	125	124	122	121	120	119	118	117	116	115	113	112	111
130	4.504	129	128	127	126	125	123	122	121	120	119	118	117	116	114	113	112
131	.627	130	129	128	127	126	124	123	122	121	120	119	118	117	115	114	113
132	.752	131	130	129	128	127	125	124	123	122	121	120	119	118	116	115	114
133	4.880	132	131	130	129	128	126	125	124	123	122	121	120	119	118	116	115
134	5.011	133	132	131	130	129	127	126	125	124	123	122	121	120	119	117	116
135	5.145	134	133	132	131	130	129	127	126	125	124	123	122	121	120	118	117
136	.282	135	134	133	132	131	130	128	127	126	125	124	123	122	121	119	118
137	.422	136	135	134	133	132	131	129	128	127	126	125	124	123	122	121	119
138	.565	137	136	135	134	133	132	130	129	128	127	126	125	124	123	122	120
139	.712	138	137	136	135	134	133	131	130	129	128	127	126	125	124	123	121
140	5.862	139	138	137	136	135	134	132	131	130	129	128	127	126	125	124	123

TABLE IV.—Temperature of dew point in degrees Fahrenheit—Continued

[Pressure=25.0 inches]

Air temperature <i>t</i>	Vapor pressure <i>e</i>	Depression of wet-bulb thermometer (<i>t-t'</i>)															
		17	18	19	20	21	22	23	24	25	26	27	28	29	30	31	32
80	1.022	54	52	50	48	45	43	40	38	34	31	28	24	20	15	9	±0
81	.056	55	53	51	49	47	45	42	39	36	33	30	27	23	18	13	+5
82	.091	57	55	53	51	48	46	44	41	38	35	32	29	25	21	16	10
83	.127	58	56	54	52	50	48	45	43	40	37	34	31	28	24	19	14
84	.163	59	57	55	53	51	49	47	44	42	39	36	33	30	26	22	17
85	1.201	60	59	57	55	53	51	48	46	44	41	38	35	32	28	25	20
86	.241	62	60	58	56	54	52	50	48	45	43	40	37	34	31	27	23
87	.281	63	61	59	58	56	54	52	49	47	45	42	39	36	33	29	26
88	.322	64	62	61	59	57	55	53	51	49	46	44	41	38	35	32	28
89	.364	65	64	62	60	58	56	54	52	50	48	45	43	40	37	34	30
90	1.408	67	65	63	61	60	58	56	54	52	49	47	44	42	39	36	32
91	.453	68	66	64	63	61	59	57	55	53	51	49	46	44	41	38	35
92	.499	69	67	66	64	62	60	59	57	55	53	50	48	45	43	40	37
93	.546	70	69	67	65	64	62	60	58	56	54	52	50	47	45	42	39
94	.595	71	70	68	67	65	63	61	59	57	55	53	51	49	46	44	41
95	1.645	72	71	69	68	66	64	63	61	59	57	55	53	50	48	46	43
96	.696	74	72	71	69	67	66	64	62	60	58	56	54	52	50	47	45
97	.749	75	73	72	70	69	67	65	63	62	60	58	56	54	51	49	46
98	.803	76	74	73	71	70	68	66	65	63	61	59	57	55	53	51	48
99	.859	77	76	74	73	71	69	68	66	64	62	61	59	57	55	52	50
100	1.916	78	77	75	74	72	71	69	67	66	64	62	60	58	56	54	52
101	.975	79	78	76	75	74	72	70	69	67	65	63	62	60	58	56	53
102	2.035	80	79	78	76	75	73	72	70	68	67	65	63	61	59	57	55
103	.097	82	80	79	77	76	74	73	71	70	68	66	64	62	61	59	56
104	.160	83	81	80	79	77	76	74	72	71	69	67	66	64	62	60	58
105	2.225	84	83	81	80	78	77	75	74	72	70	69	67	65	63	62	60
106	.292	85	84	82	81	79	78	76	75	73	72	70	68	67	65	63	61
107	.360	86	85	83	82	81	79	78	76	75	73	71	70	68	66	64	62
108	.431	87	86	85	83	82	80	79	77	76	74	73	71	69	68	66	64
109	.503	88	87	86	84	83	81	80	79	77	75	74	72	71	69	67	65
110	2.576	89	88	87	85	84	83	81	80	78	77	75	74	72	70	69	67
111	.652	91	89	88	87	85	84	82	81	79	78	76	75	73	72	70	68
112	.730	92	90	89	88	86	85	84	82	81	79	78	76	74	73	71	70
113	.810	93	91	90	89	87	86	85	83	82	80	79	77	76	74	73	71
114	.891	94	93	91	90	89	87	86	84	83	82	80	79	77	75	74	72
115	2.975	95	94	92	91	90	88	87	86	84	83	81	80	78	77	75	74
116	3.061	96	95	93	92	91	89	88	87	85	84	82	81	80	78	76	75
117	.148	97	96	95	93	92	91	89	88	87	85	84	82	81	79	78	76
118	.239	98	97	96	94	93	92	90	89	88	86	85	83	82	80	79	77
119	.331	99	98	97	95	94	93	92	90	89	87	86	85	83	82	80	79
120	3.425	100	99	98	97	95	94	93	91	90	89	87	86	84	83	81	80
121	.522	101	100	99	98	96	95	94	92	91	90	88	87	86	84	83	81
122	.621	102	101	100	99	97	96	95	94	92	91	90	88	87	85	84	82
123	.723	104	102	101	100	99	97	96	95	93	92	91	89	88	86	85	84
124	.827	105	103	102	101	100	98	97	96	94	93	92	90	89	88	86	85
125	3.933	106	104	103	102	101	99	98	97	96	94	93	92	90	89	87	86
126	4.042	107	106	104	103	102	101	99	98	97	95	94	93	91	90	89	87
127	.154	108	107	105	104	103	102	100	99	98	97	95	94	93	91	90	88
128	.268	109	108	106	105	104	103	101	100	99	98	96	95	94	92	91	90
129	.385	110	109	107	106	105	104	103	101	100	99	98	96	95	94	92	91
130	4.504	111	110	109	107	106	105	104	102	101	100	99	97	96	95	94	92
131	.627	112	111	110	108	107	106	105	104	102	101	100	98	97	96	95	93
132	.752	113	112	111	109	108	107	106	105	103	102	101	100	98	97	96	94
133	4.880	114	113	112	111	109	108	107	106	104	103	102	101	99	98	97	95
134	5.011	115	114	113	112	110	109	108	107	106	104	103	102	101	99	98	97
135	5.145	116	115	114	113	111	110	109	108	107	105	104	103	102	100	99	98
136	.282	117	116	115	114	113	111	110	109	108	106	105	104	103	101	100	99
137	.422	118	117	116	115	114	112	111	110	109	108	106	105	104	103	101	100
138	.565	119	118	117	116	115	113	112	111	110	109	107	106	105	104	102	101
139	.712	120	119	118	117	116	115	113	112	111	110	109	107	106	105	104	102
140	5.862	121	120	119	118	117	116	114	113	112	111	110	108	107	106	105	103

TABLE IV.—Temperature of dew point in degrees Fahrenheit—Continued

[Pressure=25.0 inches]

Air temperature <i>t</i>	Vapor pressure <i>e</i>	Depression of wet-bulb thermometer (<i>t-t'</i>)															
		33	34	35	36	37	38	39	40	41	42	43	44	45	46	47	48
80	1.022	-16															
81	.056	-5	-30														
82	.091	+1	-13														
83	.127	7	-4	-24													
84	.163	11	+3	-10													
85	1.201	15	8	-2	-19												
86	.241	18	12	+5	-7	-42											
87	.281	21	16	10	+1	-16											
88	.322	24	20	14	7	-4	-30										
89	.364	27	22	18	11	+3	-11										
90	1.408	29	25	21	15	8	-2	-22									
91	.453	31	28	24	19	13	+5	-8	-50								
92	.499	34	30	26	22	17	10	±0	-16								
93	.546	36	32	29	25	20	14	+7	-5	-31							
94	.595	38	35	31	27	23	18	12	+3	-11							
95	1.645	40	37	33	30	26	21	16	9	-1	-22						
96	.696	42	39	36	32	29	24	20	14	+6	-7	-51					
97	.749	44	41	38	34	31	27	23	18	11	+2	-15					
98	.803	46	43	40	37	33	30	26	21	15	8	-3	-29				
99	.859	48	45	42	39	36	32	28	24	19	13	+4	-10				
100	1.916	49	47	44	41	38	35	31	27	23	17	10	±0	-19			
101	1.975	51	49	46	43	40	37	34	30	26	21	15	+7	-5	-40		
102	2.035	53	50	48	45	42	39	36	32	28	24	19	12	+3	-12		
103	.097	54	52	50	47	44	41	38	35	31	27	22	17	10	-1	-24	
104	.160	56	54	51	49	46	43	40	37	34	30	26	21	14	+6	-7	
105	2.225	57	55	53	51	48	45	43	39	36	32	28	24	19	12	+2	-15
106	.292	59	57	55	52	50	47	45	42	38	35	31	27	22	17	9	-2
107	.360	61	58	56	54	52	49	47	44	41	37	34	30	26	21	14	+6
108	.431	62	60	58	56	54	51	49	46	43	40	36	32	29	24	19	12
109	.503	63	62	60	57	55	53	50	48	45	42	39	35	31	27	22	17
110	2.576	65	63	61	59	57	55	52	50	47	44	41	38	34	30	26	21
111	.652	66	64	63	61	58	56	54	52	49	46	43	40	37	33	29	24
112	.730	68	66	64	62	60	58	56	53	51	48	46	43	39	36	32	27
113	.810	69	67	65	64	62	60	57	55	53	50	48	45	42	38	34	30
114	.891	70	69	67	65	63	61	59	57	54	52	50	47	44	41	37	33
115	2.975	72	70	68	66	65	63	61	58	56	54	51	49	46	43	40	36
116	3.061	73	71	70	68	66	64	62	60	58	56	53	51	48	45	42	39
117	.148	74	73	71	69	68	66	64	62	60	57	55	53	50	47	44	41
118	.239	76	74	72	71	69	67	65	63	61	59	57	54	52	49	46	43
119	.331	77	75	74	72	70	69	67	65	63	61	58	56	54	51	48	46
120	3.425	78	77	75	73	72	70	68	66	64	62	60	58	56	53	51	48
121	.522	80	78	76	75	73	71	70	68	66	64	62	60	57	55	53	50
122	.621	81	79	78	76	74	73	71	69	67	65	63	61	59	57	54	52
123	.723	82	81	79	77	76	74	72	71	69	67	65	63	61	59	56	54
124	.827	83	82	80	79	77	76	74	72	70	68	66	64	62	60	58	56
125	3.933	85	83	82	80	78	77	75	73	72	70	68	66	64	62	60	58
126	4.042	86	84	83	81	80	78	76	75	73	71	69	68	66	64	61	59
127	.154	87	86	84	83	81	79	78	76	74	73	71	69	67	65	63	61
128	.268	88	87	85	84	82	81	79	77	76	74	72	71	69	67	65	63
129	.385	89	88	87	85	84	82	80	79	77	76	74	72	70	68	66	64
130	4.504	91	89	88	86	85	83	82	80	79	77	75	74	72	70	68	66
131	.627	92	90	89	88	86	85	83	81	80	78	77	75	73	71	69	68
132	.752	93	92	90	89	87	86	84	83	81	80	78	76	75	73	71	69
133	4.880	94	93	91	90	88	87	86	84	82	81	79	78	76	74	72	71
134	5.011	95	94	93	91	90	88	87	85	84	82	81	79	77	76	74	72
135	5.145	96	95	94	92	91	90	88	87	85	84	82	80	79	77	75	74
136	.282	98	96	95	94	92	91	89	88	86	85	83	82	80	78	77	75
137	.422	99	97	96	95	93	92	91	89	88	86	85	83	81	80	78	76
138	.565	100	99	97	96	95	93	92	90	89	87	86	84	83	81	80	78
139	.712	101	100	98	97	96	94	93	92	90	89	87	86	84	82	81	79
140	5.862	102	101	100	98	97	96	94	93	91	90	88	87	85	84	82	81

TABLE V.—Temperature of dew point in degrees Fahrenheit

[Pressure=23.0 inches]

Air temperature <i>t</i>	Vapor pressure <i>e</i>	Depression of wet-bulb thermometer (<i>t-t'</i>)														
		0.2	0.4	0.6	0.8	1.0	1.2	1.4	1.6	1.8	2.0	2.2	2.4	2.6	2.8	3.0
		<i>t</i>		<i>e</i>		<i>t</i>		<i>e</i>		<i>(t-t')</i>						
												0.1	0.2	0.3	0.4	0.5
-40	0.0039	-49														
-39	41	-48														
-38	44	-46	-59													
-37	46	-45	-57													
-36	48	-43	-55													
-35	0.0051	-42	-52													
-34	54	-40	-50													
-33	57	-39	-48													
-32	61	-38	-46	-59												
-31	65	-36	-44	-55												
-30	0.0069	-34	-42	-52												
-29	74	-33	-40	-49												
-28	78	-32	-38	-46	-60											
-27	83	-30	-36	-44	-55											
-26	89	-29	-34	-41	-51											
-25	0.0094	-28	-32	-39	-48											
-24	0.0100	-27	-31	-36	-45	-57										
-23	106	-26	-30	-34	-42	-51										
-22	112	-25	-29	-33	-39	-47										
-21	119	-24	-27	-31	-36	-44	-57									
-20	0.0126	-23	-26	-29	-34	-40	-51									
-19	133	-22	-24	-28	-32	-37	-47									
-18	141	-20	-23	-26	-30	-35	-43	-54								
-17	150	-19	-22	-25	-28	-32	-39	-48								
-16	159	-18	-20	-23	-26	-30	-35	-43	-57							
-15	0.0168	-17	-19	-22	-25	-28	-33	-39	-49							
-14	178	-16	-18	-20	-23	-26	-30	-36	-44	-57						
-13	188	-15	-17	-19	-22	-25	-28	-33	-39	-49						
-12	199	-14	-16	-18	-20	-23	-26	-30	-35	-43	-56					
-11	210	-13	-14	-16	-19	-21	-24	-28	-32	-39	-48					
-10	0.0222	-12	-13	-15	-17	-20	-22	-26	-29	-34	-42	-55				
-9	234	-11	-12	-14	-16	-18	-21	-24	-27	-31	-37	-46				
-8	247	-10	-11	-13	-15	-17	-19	-22	-25	-29	-33	-40	-50			
-7	260	-8	-10	-12	-14	-15	-17	-20	-23	-26	-30	-35	-44	-56		
-6	275	-7	-9	-10	-12	-14	-16	-18	-21	-24	-27	-32	-38	-47		
-5	0.0291	-6	-8	-9	-11	-12	-14	-16	-19	-22	-25	-29	-33	-40	-51	
-4	307	-5	-6	-8	-10	-11	-13	-15	-17	-19	-22	-26	-30	-35	-43	-57
-3	325	-4	-5	-7	-8	-10	-11	-13	-15	-17	-20	-23	-26	-31	-37	-46
-2	344	-3	-4	-6	-7	-8	-10	-12	-14	-16	-18	-20	-23	-27	-32	-38
-1	363	-2	-3	-4	-6	-7	-8	-10	-12	-14	-16	-18	-21	-24	-28	-32
0	0.0383	-1	-2	-3	-4	-6	-7	-9	-10	-12	-14	-16	-18	-21	-24	-28
+1	403	±0	-1	-2	-3	-4	-6	-7	-9	-10	-12	-14	-16	-19	-22	-25
2	423	+1	±0	-1	-2	-3	-4	-6	-7	-9	-10	-12	-14	-16	-19	-22
3	444	2	+1	±0	-1	-2	-3	-4	-6	-7	-9	-10	-12	-14	-16	-19
4	467	3	2	+1	±0	-1	-2	-3	-5	-6	-7	-9	-10	-12	-14	-16
5	0.0491	4	3	2	+1	±0	-1	-2	-3	-5	-6	-7	-9	-10	-12	-14
6	515	5	4	3	2	+1	±0	-1	-2	-3	-4	-6	-7	-9	-10	-12
7	542	6	5	4	3	2	+1	±0	-1	-2	-3	-4	-5	-7	-9	-10
8	570	7	6	6	5	4	3	+2	+1	-1	-2	-3	-4	-5	-7	-8
9	600	8	7	7	6	5	4	3	2	+1	±0	-1	-3	-4	-5	-7
10	0.0631	9	9	8	7	6	5	4	3	2	+1	±0	-1	-2	-4	-5
11	665	10	10	9	8	7	6	5	5	4	3	+1	±0	-1	-2	-3
12	699	11	11	10	9	8	8	7	6	5	4	3	+2	+1	±0	-2
13	735	12	12	11	10	10	9	8	7	6	5	4	3	2	+1	±0
14	772	13	13	12	11	11	10	9	8	8	7	6	5	4	3	+2
15	0.0810	14	14	13	12	12	11	10	10	9	8	7	6	5	4	3
16	850	15	15	14	13	13	12	11	11	10	9	8	8	7	6	5
17	891	16	16	15	14	14	13	13	12	11	10	10	9	8	7	6
18	933	17	17	16	16	15	14	14	13	12	12	11	10	9	8	8
19	0.0979	18	18	17	17	16	15	15	14	13	13	12	11	11	10	9
20	0.1026	19	19	18	18	17	16	16	15	15	14	13	12	12	11	10

TABLE V.—Temperature of dew point in degrees Fahrenheit—Continued

[Pressure=23.0 inches]

Air temperature <i>t</i>	Depression of wet-bulb thermometer ($t-t'$).														
	3.2	3.4	3.6	3.8	4.0	4.2	4.4	4.6	4.8	5.0	5.2	5.4	5.6	5.8	6.0
-2	-49														
-1	-40	-51													
0	-33	-41	-52												
+1	-29	-33	-42	-54											
2	-25	-29	-34	-43	-56										
3	-22	-25	-29	-34	-43	-58									
4	-19	-22	-25	-29	-35	-44	-59								
5	-17	-19	-22	-25	-29	-35	-45	-60							
6	-14	-17	-19	-22	-25	-30	-35	-45	-60						
7	-12	-14	-16	-19	-22	-25	-30	-35	-45						
8	-10	-12	-14	-16	-19	-22	-25	-29	-35	-45					
9	-8	-10	-12	-14	-16	-19	-21	-25	-29	-35	-44	-60			
10	-6	-8	-10	-12	-14	-16	-18	-21	-24	-29	-34	-43	-59		
11	-5	-6	-7	-9	-11	-13	-15	-18	-20	-24	-28	-33	-42	-56	
12	-3	-4	-5	-7	-9	-11	-13	-15	-17	-20	-23	-27	-32	-40	-53
13	-1	-2	-4	-5	-7	-8	-10	-12	-14	-17	-19	-22	-26	-31	-38
14	±0	-1	-2	-3	-5	-6	-8	-9	-11	-13	-16	-18	-21	-25	-29
15	+2	+1	±0	-1	-3	-4	-5	-7	-9	-11	-13	-15	-17	-20	-24
16	4	3	+2	±0	-1	-2	-3	-5	-6	-8	-10	-12	-14	-16	-19
17	5	4	3	+2	+1	±0	-2	-3	-4	-5	-7	-9	-11	-13	-15
18	7	6	5	4	3	+2	±0	-1	-2	-3	-5	-6	-8	-10	-12
19	8	7	6	5	4	3	+2	+1	±0	-1	-3	-4	-5	-7	-9
20	9	9	8	7	6	5	4	3	+2	+1	-1	-2	-3	-5	-6

<i>t</i>	$(t-t')$									
	6.2	6.4	6.6	6.8	7.0	7.2	7.4	7.6	7.8	8.0
13	-49									
14	-36	-47								
15	-28	-34	-44	-59						
16	-22	-27	-32	-40	-53					
17	-18	-21	-25	-29	-36	-47				
18	-14	-17	-20	-23	-27	-33	-42	-58		
19	-11	-13	-16	-18	-21	-25	-30	-37	-49	
20	-8	-10	-12	-14	-17	-20	-23	-28	-33	-44

TABLE V.—Temperature of dew point in degrees Fahrenheit—Continued

[Pressure=23.0 inches]

Air temperature <i>t</i>	Vapor pressure <i>e</i>	Depression of wet-bulb thermometer (<i>t-t'</i>)															
		0.5	1.0	1.5	2.0	2.5	3.0	3.5	4.0	4.5	5.0	5.5	6.0	6.5	7.0	7.5	8.0
20	0.103	19	17	16	14	12	10	8	6	3	1	-3	-6	-11	-17	-26	-44
21	.108	20	18	17	15	13	12	10	8	5	2	-1	-4	-8	-13	-20	-30
22	.113	21	19	18	16	15	13	11	9	7	4	+1	-2	-5	-10	-15	-23
23	.118	22	20	19	17	16	14	12	10	8	6	3	±0	-3	-7	-12	-18
24	.124	23	21	20	19	17	15	14	12	10	8	5	+2	-1	-4	-8	-14
25	0.130	24	23	21	20	18	17	15	13	11	9	7	4	+1	-2	-5	-10
26	.136	25	24	22	21	20	18	16	15	13	11	9	6	4	+1	-3	-7
27	.143	26	25	23	22	21	19	18	16	14	12	10	8	6	3	±0	-4
28	.150	27	26	24	23	22	20	19	17	16	14	12	10	8	5	+2	-1
29	.157	28	27	26	24	23	22	20	19	17	15	13	11	9	7	4	+1
30	0.164	29	28	27	25	24	23	21	20	18	17	15	13	11	9	7	4
31	.172	30	29	28	27	25	24	23	21	20	18	17	15	13	11	8	6
32	.180	31	30	29	28	26	25	24	23	21	20	18	16	14	12	10	8
33	.187	32	31	30	29	28	26	25	24	22	21	19	18	16	14	12	10
34	.195	33	32	31	30	29	28	26	25	24	22	21	19	18	16	14	12
35	0.203	34	33	32	31	30	29	28	26	25	24	22	21	19	17	16	14
36	.211	35	34	33	32	31	30	29	27	26	25	24	22	21	19	17	15
37	.219	36	35	34	33	32	31	30	28	27	26	25	24	22	20	19	17
38	.228	37	36	35	34	33	32	31	30	28	27	26	25	23	22	20	19
39	.237	38	37	36	35	34	33	32	31	30	28	27	26	25	23	22	20
40	0.247	39	38	37	36	35	34	33	32	31	30	28	27	26	25	23	22
41	.256	40	39	38	37	36	35	34	33	32	31	29	28	27	26	24	23
42	.266	41	40	39	38	37	36	35	34	33	32	31	29	28	27	26	24
43	.277	42	41	40	39	38	37	36	35	34	33	32	31	29	28	27	26
44	.287	43	42	41	40	39	38	37	36	35	34	33	32	31	29	28	27
45	0.298	44	43	42	41	40	39	38	37	36	35	34	33	32	31	29	28
46	.310	45	44	43	42	41	40	39	38	37	36	35	34	33	32	31	30
47	.322	46	45	44	43	42	42	41	40	38	37	36	35	34	33	32	31
48	.334	47	46	45	44	44	43	42	41	40	39	38	37	35	34	33	32
49	.347	48	47	46	46	45	44	43	42	41	40	39	38	37	36	34	33
50	0.360	49	48	47	47	46	45	44	43	42	41	40	39	38	37	36	34
51	.373	50	49	48	48	47	46	45	44	43	42	41	40	39	38	37	36
52	.387	51	50	50	49	48	47	46	45	44	43	42	41	40	39	38	37
53	.402	52	51	51	50	49	48	47	46	45	44	43	42	41	40	39	38
54	.417	53	52	52	51	50	49	48	47	46	45	44	44	43	42	41	40
55	0.432	54	53	53	52	51	50	49	48	48	47	46	45	44	43	42	41
56	.448	55	54	54	53	52	51	50	49	49	48	47	46	45	44	43	42
57	.465	56	56	55	54	53	52	51	50	50	49	48	47	46	45	44	43
58	.482	57	57	56	55	54	53	52	52	51	50	49	48	47	46	45	44
59	.499	58	58	57	56	55	54	54	53	52	51	50	49	48	47	46	46
60	0.517	59	59	58	57	56	55	55	54	53	52	51	50	49	49	48	47
61	.536	60	60	59	58	57	56	56	55	54	53	52	52	51	50	49	48
62	.555	61	61	60	59	58	58	57	56	55	54	53	53	52	51	50	49
63	.575	62	62	61	60	59	59	58	57	56	55	55	54	53	52	51	50
64	.595	63	63	62	61	60	60	59	58	57	56	56	55	54	53	52	51
65	0.616	64	64	63	62	61	61	60	59	58	58	57	56	55	54	54	53
66	.638	65	65	64	63	62	62	61	60	59	59	58	57	56	55	55	54
67	.661	66	66	65	64	63	63	62	61	61	60	59	58	57	57	56	55
68	.684	67	67	66	65	64	64	63	62	61	61	60	59	58	58	57	56
69	.707	68	68	67	66	66	65	64	63	63	62	61	60	60	59	58	57
70	0.732	69	69	68	67	67	66	65	64	64	63	62	61	61	60	59	58
71	.757	70	70	69	68	68	67	66	66	65	64	63	62	62	61	60	59
72	.783	71	71	70	69	69	68	67	67	66	65	64	64	63	62	61	60
73	.810	72	72	71	70	70	69	68	68	67	66	65	65	64	63	62	62
74	.838	73	73	72	71	71	70	69	69	68	67	66	66	65	64	64	63
75	0.866	74	74	73	72	72	71	70	70	69	68	67	67	66	65	65	64
76	.896	75	75	74	73	73	72	71	71	70	69	69	68	67	66	66	65
77	.926	76	76	75	74	74	73	72	72	71	70	70	69	68	67	67	66
78	.957	77	77	76	75	75	74	73	73	72	71	71	70	69	69	68	67
79	0.989	78	78	77	76	76	75	74	74	73	72	72	71	70	70	69	68
80	1.022	79	79	78	77	77	76	75	75	74	73	73	72	71	71	70	69

TABLE V.—Temperature of dew point in degrees Fahrenheit—Continued

[Pressure=23.0 inches]

Air temperature <i>t</i>	Vapor pressure <i>e</i>	Depression of wet-bulb thermometer (<i>t-t'</i>)															
		8.5	9.0	9.5	10.0	10.5	11.0	11.5	12.0	12.5	13.0	13.5	14.0	14.5	15.0	15.5	16.0
22	0.113	-37															
23	.118	-28	-50														
24	.124	-21	-32														
25	0.130	-16	-24	-42													
26	.136	-12	-18	-29	-56												
27	.143	-8	-14	-21	-34												
28	.150	-5	-10	-16	-24	-43											
29	.157	-2	-6	-11	-18	-29	-57										
30	0.164	±0	-3	-7	-13	-21	-33										
31	.172	+3	±0	-4	-9	-15	-23	-40									
32	.180	5	+2	-1	-5	-10	-16	-26	-50								
33	.187	8	5	+2	-2	-6	-11	-18	-30								
34	.195	10	7	4	+1	-3	-7	-12	-20	-34							
35	0.203	12	9	7	4	±0	-3	-8	-14	-22	-40						
36	.211	13	11	9	6	+3	±0	-4	-9	-15	-25	-47					
37	.219	15	13	11	9	6	+3	-1	-5	-10	-17	-28	-60				
38	.228	17	15	13	11	8	6	+2	-1	-5	-11	-18	-31				
39	.237	19	17	15	13	11	8	5	+2	-2	-6	-12	-20	-34			
40	0.247	20	19	17	15	13	10	8	5	+1	-2	-7	-13	-22	-39		
41	.256	22	20	19	17	15	12	10	8	5	+1	-3	-8	-14	-23	-45	
42	.266	23	22	20	18	17	14	12	10	7	4	+1	-3	-8	-15	-25	-50
43	.277	24	23	22	20	18	16	14	12	10	7	4	±0	-4	-9	-16	-27
44	.287	26	24	23	22	20	18	16	14	12	10	7	+4	±0	-4	-10	-17
45	0.298	27	26	24	23	21	20	18	16	14	12	10	7	+4	±0	-5	-10
46	.310	28	27	26	24	23	21	20	18	16	14	12	10	7	+3	-1	-5
47	.322	30	28	27	26	24	23	21	20	18	16	14	12	9	7	+3	-1
48	.334	31	30	28	27	26	24	23	21	20	18	16	14	12	9	6	+3
49	.347	32	31	30	28	27	26	24	23	21	20	18	16	14	11	9	6
50	0.360	33	32	31	30	28	27	26	24	23	21	20	18	16	14	11	9
51	.373	34	33	32	31	30	29	27	26	24	23	21	20	18	16	14	11
52	.387	36	35	34	32	31	30	29	27	26	24	23	21	20	18	16	14
53	.402	37	36	35	34	32	31	30	29	27	26	25	23	21	20	18	16
54	.417	38	37	36	35	34	32	31	30	29	27	26	25	23	21	20	18
55	0.432	40	39	38	36	35	34	32	31	30	29	27	26	25	23	22	20
56	.448	41	40	39	38	36	35	34	33	31	30	29	28	26	25	23	22
57	.465	42	41	40	39	38	37	35	34	33	32	30	29	28	26	25	23
58	.482	43	42	41	40	39	38	37	36	34	33	32	31	29	28	26	25
59	.499	45	44	43	42	40	39	38	37	36	35	33	32	31	29	28	27
60	0.517	46	45	44	43	42	41	40	38	37	36	35	33	32	31	30	28
61	.536	47	46	45	44	43	42	41	40	39	37	36	35	34	32	31	30
62	.555	48	47	46	45	44	43	42	41	40	39	38	36	35	34	32	31
63	.575	49	48	47	46	45	44	43	42	41	40	39	38	37	35	34	33
64	.595	50	50	49	48	47	46	45	44	43	42	41	39	38	37	36	34
65	0.616	52	51	50	49	48	47	46	45	44	43	42	41	40	38	37	36
66	.638	53	52	51	50	49	48	47	46	45	44	43	42	41	40	39	38
67	.661	54	53	52	51	50	50	49	48	47	46	45	44	42	41	40	39
68	.684	55	54	54	53	52	51	50	49	48	47	46	45	44	43	42	40
69	.707	56	56	55	54	53	52	51	50	49	48	47	46	45	44	43	42
70	0.732	57	57	56	55	54	53	52	51	50	50	49	48	47	46	44	43
71	.757	59	58	57	56	55	54	54	53	52	51	50	49	48	47	46	45
72	.783	60	59	58	57	56	56	55	54	53	52	51	50	49	48	47	46
73	.810	61	60	59	58	58	57	56	55	54	53	52	51	50	49	48	47
74	.838	62	61	60	60	59	58	57	56	55	54	54	53	52	51	50	49
75	0.866	63	62	62	61	60	59	58	57	57	56	55	54	53	52	51	50
76	.896	64	63	63	62	61	60	59	58	57	56	55	54	53	52	51	50
77	.926	65	65	64	63	62	61	61	60	59	58	57	56	56	55	54	53
78	.957	66	66	65	64	63	63	62	61	60	59	58	58	57	56	55	54
79	.989	67	67	66	65	64	64	63	62	61	60	60	59	58	57	56	55
80	1.022	69	68	67	66	66	65	64	63	62	62	61	60	59	58	58	57

TABLE V.—Temperature of dew point in degrees Fahrenheit—Continued

[Pressure=23.0 inches]

Air temperature <i>t</i>	Depression of wet-bulb thermometer (<i>t-t'</i>)															
	16.5	17.0	17.5	18.0	18.5	19.0	19.5	20.0	20.5	21.0	21.5	22.0	22.5	23.0	23.5	24.0
44	-29															
45	-18	-31														
46	-11	-19	-33													
47	-5	-11	-20	-35												
48	-1	-5	-12	-20	-38											
49	+3	-1	-6	-12	-21	-40										
50	6	+3	-1	-6	-12	-21	-42									
51	9	6	+2	-2	-6	-12	-22	-44								
52	11	9	6	+2	-2	-7	-13	-22	-46							
53	14	11	9	6	+2	-2	-7	-14	-23	-47						
54	16	13	11	9	6	+2	-2	-7	-14	-24	-50					
55	18	16	14	11	8	5	+2	-2	-7	-14	-25	-55				
56	20	18	16	14	11	8	5	+2	-2	-8	-15	-26	-60			
57	22	20	18	16	14	11	8	5	+2	-3	-8	-15	-26			
58	23	22	20	18	16	14	11	9	5	+2	-3	-8	-15	-27		
59	25	24	22	20	18	16	14	11	9	5	+2	-3	-8	-16	-28	
60	27	25	24	22	20	18	16	14	11	9	6	+2	-3	-8	-16	-28
61	28	27	25	24	22	20	18	16	14	12	9	6	+2	-3	-8	-16
62	30	28	27	26	24	22	20	19	17	14	12	9	6	+2	-3	-8
63	32	30	29	27	26	24	22	21	19	17	14	12	9	6	+2	-3
64	33	32	30	29	28	26	24	23	21	19	17	15	12	9	6	+2
65	35	33	32	31	29	28	26	25	23	21	19	17	15	12	10	6
66	36	35	34	32	31	29	28	27	25	23	22	19	17	15	13	10
67	38	36	35	34	32	31	30	28	27	25	24	22	20	18	15	13
68	39	38	37	35	34	33	31	30	28	27	25	24	22	20	18	16
69	41	39	38	37	36	34	33	32	30	29	27	26	24	22	20	18
70	42	41	40	38	37	36	35	33	32	31	29	27	26	24	22	20
71	44	42	41	40	39	38	36	35	34	32	31	29	28	26	25	23
72	45	44	43	42	40	39	38	37	35	34	32	31	29	28	27	25
73	46	45	44	43	42	41	40	38	37	36	34	33	31	30	28	27
74	48	47	46	45	43	42	41	40	38	37	36	34	33	32	30	29
75	49	48	47	46	45	44	43	42	40	39	38	36	35	34	32	31
76	50	49	48	47	46	45	44	43	42	41	39	38	37	35	34	32
77	52	51	50	49	48	47	46	44	43	42	41	40	38	37	36	34
78	53	52	51	50	49	48	47	46	45	44	43	41	40	39	37	36
79	54	54	53	52	51	50	49	47	46	45	44	43	42	40	39	38
80	56	55	54	53	52	51	50	49	48	47	46	44	43	42	41	40

<i>t</i>	Depression of wet-bulb thermometer (<i>t-t'</i>)															
	24.5	25.0	25.5	26.0	26.5	27.0	27.5	28.0	28.5	29.0	29.5	30.0	30.5	31.0	31.5	32.0
61	-29															
62	-16	-29														
63	-8	-16	-28													
64	-2	-7	-15	-28												
65	+2	-2	-7	-15	-28											
66	7	+3	-2	-7	-15	-27										
67	10	7	+3	-1	-7	-14	-27									
68	13	10	7	+3	-1	-6	-14	-26								
69	16	13	11	8	+4	-1	-6	-13	-25							
70	18	16	14	11	8	+4	±0	-5	-13	-24						
71	21	19	17	14	11	8	+5	±0	-5	-12	-23	-54				
72	23	21	19	17	14	12	9	+5	+1	-4	-11	-22	-50			
73	25	23	22	20	17	15	12	9	6	+1	-4	-11	-20	-45		
74	27	26	24	22	20	18	15	12	10	6	+2	-3	-10	-19	-41	
75	29	28	26	24	22	20	18	15	13	10	7	+2	-3	-9	-18	-37
76	31	29	28	26	24	23	21	18	16	13	10	7	+3	-2	-8	-17
77	33	31	30	28	27	25	23	21	19	16	14	11	8	+4	-1	-7
78	35	33	32	30	29	27	25	23	21	19	17	14	11	8	+4	±0
79	37	35	33	32	31	29	27	26	24	22	20	17	15	12	9	+5
80	38	37	35	34	32	31	29	28	26	24	22	20	18	15	12	9

TABLE V.—Temperature of dew point in degrees Fahrenheit—Continued

[Pressure=23.0 inches]

Air temperature t	Vapor pressure e	Depression of wet-bulb thermometer ($t-t'$)															
		1	2	3	4	5	6	7	8	9	10	11	12	13	14	15	16
80	1.022	79	77	76	75	73	72	71	70	68	66	65	63	62	60	58	57
81	.056	80	78	77	76	75	73	72	70	69	67	66	64	63	61	60	58
82	.091	81	79	78	77	76	74	73	71	70	69	67	66	64	62	61	59
83	.127	82	81	79	78	77	75	74	72	71	70	68	67	65	64	62	60
84	.163	83	82	80	79	78	76	75	74	72	71	69	68	66	65	63	62
85	1.201	84	83	81	80	79	77	76	75	73	72	70	69	67	66	64	63
86	.241	85	84	82	81	80	78	77	76	74	73	72	70	69	67	66	64
87	.281	86	85	83	82	81	79	78	77	75	74	73	71	70	68	67	65
88	.322	87	86	84	83	82	80	79	78	76	75	74	72	71	69	68	66
89	.364	88	87	85	84	83	82	80	79	78	76	75	73	72	71	69	67
90	1.408	89	88	86	85	84	83	81	80	79	77	76	75	73	72	70	69
91	.453	90	89	87	86	85	84	82	81	80	78	77	76	74	73	71	70
92	.499	91	90	88	87	86	85	83	82	81	79	78	77	75	74	72	71
93	.546	92	91	89	88	87	86	84	83	82	81	79	78	76	75	74	72
94	.595	93	92	90	89	88	87	85	84	83	82	80	79	78	76	75	73
95	1.645	94	93	91	90	89	88	87	85	84	83	81	80	79	77	76	74
96	.696	95	94	92	91	90	89	88	86	85	84	82	81	80	78	77	76
97	.749	96	95	93	92	91	90	89	87	86	85	83	82	81	79	78	77
98	.803	97	96	94	93	92	91	90	88	87	86	85	83	82	81	79	78
99	.859	98	97	95	94	93	92	91	89	88	87	86	84	83	82	80	79
100	1.916	99	98	96	95	94	93	92	90	89	88	87	85	84	83	81	80
101	1.975	100	99	98	96	95	94	93	92	90	89	88	86	85	84	83	81
102	2.035	101	100	99	97	96	95	94	93	91	90	89	88	86	85	84	82
103	.097	102	101	100	98	97	96	95	94	92	91	90	89	87	86	85	83
104	.160	103	102	101	99	98	97	96	95	93	92	91	90	88	87	86	85
105	2.225	104	103	102	100	99	98	97	96	94	93	92	91	89	88	87	86
106	.292	105	104	103	101	100	99	98	97	95	94	93	92	91	89	88	87
107	.360	106	105	104	102	101	100	99	98	97	95	94	93	92	90	89	88
108	.431	107	106	105	103	102	101	100	99	98	96	95	94	93	91	90	89
109	.503	108	107	106	104	103	102	101	100	99	97	96	95	94	92	91	90
110	2.576	109	108	107	105	104	103	102	101	100	98	97	96	95	94	92	91
111	.652	110	109	108	106	105	104	103	102	101	99	98	97	96	95	93	92
112	.730	111	110	109	108	106	105	104	103	102	101	99	98	97	96	94	93
113	.810	112	111	110	109	107	106	105	104	103	102	100	99	98	97	96	94
114	.891	113	112	111	110	108	107	106	105	104	103	101	100	99	98	97	95
115	2.975	114	113	112	111	109	108	107	106	105	104	102	101	100	99	98	96
116	3.061	115	114	113	112	110	109	108	107	106	105	103	102	101	100	99	97
117	.148	116	115	114	113	111	110	109	108	107	106	105	103	102	101	100	99
118	.239	117	116	115	114	112	111	110	109	108	107	106	104	103	102	101	100
119	.331	118	117	116	115	113	112	111	110	109	108	107	105	104	103	102	101
120	3.425	119	118	117	116	114	113	112	111	110	109	108	106	105	104	103	102
121	.522	120	119	118	117	115	114	113	112	111	110	109	108	106	105	104	103
122	.621	121	120	119	118	116	115	114	113	112	111	110	109	107	106	105	104
123	.723	122	121	120	119	118	116	115	114	113	112	111	110	108	107	106	105
124	.827	123	122	121	120	119	117	116	115	114	113	112	111	109	108	107	106
125	3.933	124	123	122	121	120	118	117	116	115	114	113	112	111	109	108	107
126	4.042	125	124	123	122	121	119	118	117	116	115	114	113	112	110	109	108
127	.154	126	125	124	123	122	120	119	118	117	116	115	114	113	111	110	109
128	.268	127	126	125	124	123	121	120	119	118	117	116	115	114	112	111	110
129	.385	128	127	126	125	124	122	121	120	119	118	117	116	115	114	112	111
130	4.504	129	128	127	126	125	123	122	121	120	119	118	117	116	115	113	112
131	.627	130	129	128	127	126	124	123	122	121	120	119	118	117	116	114	113
132	.752	131	130	129	128	127	126	124	123	122	121	120	119	118	117	115	114
133	4.880	132	131	130	129	128	127	125	124	123	122	121	120	119	118	117	115
134	5.011	133	132	131	130	129	128	126	125	124	123	122	121	120	119	118	116
135	5.145	134	133	132	131	130	129	127	126	125	124	123	122	121	120	119	117
136	.282	135	134	133	132	131	130	128	127	126	125	124	123	122	121	120	118
137	.422	136	135	134	133	132	131	129	128	127	126	125	124	123	122	121	120
138	.565	137	136	135	134	133	132	130	129	128	127	126	125	124	123	122	121
139	.712	138	137	136	135	134	133	132	130	129	128	127	126	125	124	123	122
140	5.862	139	138	137	136	135	134	133	131	130	129	128	127	126	125	124	123

TABLE V.—Temperature of dew point in degrees Fahrenheit—Continued

[Pressure=23.0 inches]

Air temperature <i>t</i>	Vapor pressure <i>e</i>	Depression of wet bulb thermometer (<i>t-t'</i>)															
		17	18	19	20	21	22	23	24	25	26	27	28	29	30	31	32
80	1.022	55	53	51	49	47	44	42	40	37	34	31	28	24	20	15	9
81	.056	56	54	52	50	48	46	44	41	39	36	33	30	27	23	18	13
82	.091	57	56	54	52	50	47	45	43	40	38	35	32	29	25	21	16
83	.127	59	57	55	53	51	49	47	44	42	40	37	34	31	27	24	19
84	.163	60	58	56	54	52	50	48	46	44	41	39	36	32	29	26	22
85	1.201	61	59	58	56	54	52	50	48	45	43	40	38	35	31	28	25
86	.241	62	61	59	57	55	53	51	49	47	45	42	40	37	34	30	27
87	.281	64	62	60	58	57	55	53	51	48	46	44	41	39	36	32	29
88	.322	65	63	61	60	58	56	54	52	50	48	46	43	40	38	35	31
89	.364	66	64	63	61	59	57	55	54	52	49	47	45	42	39	37	33
90	1.408	67	66	64	62	60	59	57	55	53	51	49	46	44	41	38	35
91	.453	68	67	65	63	62	60	58	56	54	52	50	48	46	43	40	37
92	.499	69	68	66	65	63	61	59	58	56	54	52	50	47	45	42	39
93	.546	71	69	68	66	64	63	61	59	57	55	53	51	49	46	44	42
94	.595	72	70	69	67	66	64	62	60	59	57	55	53	50	48	46	43
95	1.645	73	72	70	68	67	65	63	62	60	58	56	54	52	50	48	45
96	.696	74	73	71	70	68	66	65	63	61	60	58	56	54	51	49	47
97	.749	75	74	72	71	69	68	66	64	63	61	59	57	55	53	51	48
98	.803	76	75	74	72	70	69	67	66	64	62	60	58	56	54	52	50
99	.859	78	76	75	73	72	70	69	67	65	64	62	60	58	56	54	52
100	1.916	79	77	76	74	73	71	70	68	67	65	63	61	59	58	56	53
101	1.975	80	78	77	76	74	73	71	69	68	66	64	63	61	59	57	55
102	2.035	81	80	78	77	75	74	72	71	69	67	66	64	62	60	58	56
103	.097	82	81	79	78	76	75	73	72	70	69	67	65	64	62	60	58
104	.160	83	82	80	79	78	76	75	73	72	70	68	67	65	63	61	59
105	2.225	84	83	82	80	79	77	76	74	73	71	70	68	66	64	63	61
106	.292	85	84	83	81	80	78	77	76	74	72	71	69	68	66	64	62
107	.360	86	85	84	82	81	80	78	77	75	74	72	71	69	67	66	64
108	.431	88	86	85	84	82	81	79	78	76	75	73	72	70	69	67	65
109	.503	89	87	86	85	83	82	81	79	78	76	75	73	72	70	68	66
110	2.576	90	88	87	86	84	83	82	80	79	77	76	74	73	71	69	68
111	.652	91	90	88	87	86	84	83	81	80	79	77	76	74	72	71	69
112	.730	92	91	89	88	87	85	84	83	81	80	78	77	75	74	72	70
113	.810	93	92	90	89	88	87	85	84	82	81	80	78	76	75	73	72
114	.891	94	93	92	90	89	88	86	85	84	82	81	79	78	76	75	73
115	2.975	95	94	93	91	90	89	87	86	85	83	82	80	79	77	76	74
116	3.061	96	95	94	92	91	90	89	87	86	84	83	82	80	79	77	76
117	.148	97	96	95	94	92	91	90	88	87	86	84	83	81	80	78	77
118	.239	98	97	96	95	93	92	91	89	88	87	85	84	83	81	80	78
119	.331	99	98	97	96	94	93	92	91	89	88	87	85	84	82	81	79
120	3.425	101	99	98	97	96	94	93	92	90	89	88	86	85	84	82	81
121	.522	102	100	99	98	97	95	94	93	92	90	89	88	86	85	83	82
122	.621	103	101	100	99	98	96	95	94	93	91	90	89	87	86	84	83
123	.723	104	102	101	100	99	98	96	95	94	92	91	90	88	87	86	84
124	.827	105	104	102	101	100	99	97	96	95	94	92	91	90	88	87	85
125	3.933	106	105	103	102	101	100	99	97	96	95	93	92	91	89	88	87
126	4.042	107	106	104	103	102	101	100	98	97	96	95	93	92	91	89	88
127	.154	108	107	106	104	103	102	101	99	98	97	96	94	93	92	90	89
128	.268	109	108	107	105	104	103	102	101	99	98	97	95	94	93	92	90
129	.385	110	109	108	106	105	104	103	102	100	99	98	97	95	94	93	91
130	4.504	111	110	109	108	106	105	104	103	101	100	99	98	96	95	94	92
131	.627	112	111	110	109	107	106	105	104	103	101	100	99	98	96	95	94
132	.752	113	112	111	110	108	107	106	105	104	102	101	100	99	97	96	95
133	4.880	114	113	112	111	110	108	107	106	105	104	102	101	100	99	97	96
134	5.011	115	114	113	112	111	109	108	107	106	105	103	102	101	100	98	97
135	5.145	116	115	114	113	112	111	109	108	107	106	104	103	102	101	99	98
136	.282	117	116	115	114	113	112	110	109	108	107	106	104	103	102	101	99
137	.422	118	117	116	115	114	113	111	110	109	108	107	105	104	103	102	100
138	.565	119	118	117	116	115	114	112	111	110	109	108	107	105	104	103	102
139	.712	120	119	118	117	116	115	114	112	111	110	109	108	106	105	104	103
140	5.862	121	120	119	118	117	116	115	113	112	111	110	109	108	106	105	104

TABLE V.—Temperature of dew point in degrees Fahrenheit—Continued

[Pressure=23.0 inches]

Air temperature t	Vapor pressure e	Depression of wet-bulb thermometer ($t-t'$)															
		33	34	35	36	37	38	39	40	41	42	43	44	45	46	47	48
80	1.022	1	-11														
81	.056	6	-3	-21													
82	.091	11	+3	-9	-41												
83	.127	14	8	-1	-17												
84	.163	18	12	+5	-6	-30											
85	1.201	21	16	9	+1	-13											
86	.241	23	19	13	6	-4	-23										
87	.281	26	22	17	11	+3	-10	-54									
88	.322	28	24	20	15	8	-1	-18									
89	.364	30	27	23	18	12	+5	-7	-34								
90	1.408	32	29	25	21	16	10	+1	-14								
91	.453	34	31	28	24	20	14	7	-3	-25							
92	.499	36	33	30	27	23	18	11	+3	-9	-59						
93	.546	39	36	32	29	25	21	15	9	-1	-17						
94	.595	41	38	35	31	28	24	19	13	+6	-5	-32					
95	1.645	42	40	37	33	30	26	22	17	11	+2	-12					
96	.696	44	42	39	36	32	29	25	20	15	8	-2	-22				
97	.749	46	44	41	38	34	31	28	23	19	13	+5	-7	-41			
98	.803	48	45	43	40	37	33	30	26	22	17	10	+1	-15			
99	.859	50	47	45	42	39	36	32	29	25	21	14	7	-3	-28		
100	1.916	51	49	46	44	41	38	35	31	28	24	19	12	+4	-9		
101	1.975	53	51	48	46	43	40	37	34	30	26	22	17	10	± 0	-18	
102	2.035	54	52	50	48	45	42	39	36	32	29	25	20	14	+7	-5	-32
103	.097	56	54	52	49	47	44	41	38	35	31	28	23	18	12	+3	-11
104	.160	57	55	53	51	49	46	43	40	37	34	30	26	22	16	9	-1
105	2.225	59	57	55	53	50	48	45	42	39	36	33	29	25	20	14	+6
106	.292	60	58	56	54	52	50	47	44	42	39	35	32	28	24	18	12
107	.360	62	60	58	56	54	51	49	46	44	41	38	34	31	27	22	16
108	.431	63	61	59	57	55	53	51	48	46	43	40	37	33	29	25	20
109	.503	65	63	61	59	57	55	53	50	48	45	42	39	36	32	28	24
110	2.576	66	64	62	60	58	56	54	52	50	47	44	41	38	34	31	27
111	.652	67	66	64	62	60	58	56	54	51	49	46	43	40	37	33	30
112	.730	69	67	65	63	62	60	57	55	53	51	48	46	43	40	36	32
113	.810	70	68	67	65	63	61	59	57	55	52	50	48	45	42	38	35
114	.891	71	70	68	66	64	63	61	59	56	54	52	49	47	44	41	38
115	2.975	73	71	69	68	66	64	62	60	58	56	54	51	49	46	43	40
116	3.061	74	72	71	69	67	66	64	62	60	58	55	53	50	48	45	42
117	.148	75	74	72	70	69	67	65	63	61	59	57	55	52	50	47	44
118	.239	77	75	73	72	70	68	67	65	63	61	59	57	54	52	49	47
119	.331	78	76	75	73	71	70	68	66	64	62	60	58	56	54	51	49
120	3.425	79	78	76	74	73	71	69	68	66	64	62	60	58	55	53	50
121	.522	80	79	77	76	74	72	71	69	67	65	63	61	59	57	55	52
122	.621	82	80	79	77	75	74	72	70	69	67	65	63	61	59	57	54
123	.723	83	81	80	78	77	75	74	72	70	68	66	64	63	61	58	56
124	.827	84	83	81	80	78	76	75	73	72	70	68	66	64	62	60	58
125	3.933	85	84	82	81	79	78	76	74	73	71	69	68	66	64	62	60
126	4.042	86	85	84	82	81	79	78	76	74	72	71	69	67	65	64	61
127	.154	88	86	85	83	82	80	79	77	76	74	72	70	69	67	65	63
128	.268	89	87	86	85	83	82	80	78	77	75	74	72	70	68	66	64
129	.385	90	89	87	86	84	83	81	80	78	77	75	73	72	70	68	66
130	4.504	91	90	88	87	86	84	83	81	80	78	76	75	73	71	69	68
131	.627	92	91	90	88	87	85	84	82	81	79	78	76	74	72	71	69
132	.752	93	92	91	89	88	87	85	84	82	81	79	77	76	74	72	70
133	4.880	95	93	92	91	89	88	86	85	83	82	80	79	77	75	74	72
134	5.011	96	94	93	92	90	89	88	86	85	83	82	80	78	77	75	73
135	.145	97	96	94	93	92	90	89	87	86	84	83	81	80	78	76	75
136	.282	98	97	95	94	93	91	90	89	87	86	84	83	81	80	78	76
137	.422	99	98	97	95	94	93	91	90	88	87	85	84	82	81	79	78
138	.565	100	99	98	96	95	94	92	91	90	88	87	85	84	82	81	79
139	.712	101	100	99	98	96	95	94	92	91	89	88	86	85	83	82	80
140	5.862	103	101	100	99	97	96	95	93	92	91	89	88	86	85	83	81

t	$(t-t')$				
	49	50	51	52	53
104	-20				
105	-6	-40			
106	+3	-12			
107	9	-1	-23		
108	14	+6	-6	-49	
109	19	12	+3	-14	
110	22	17	9	-2	-25

TABLE VI.—Relative humidity, percent—Fahrenheit temperatures

[Pressure=30.0 inches]

Air temperature <i>t</i>	Depression of wet-bulb thermometer (<i>t-t'</i>)																				
	0.2	0.4	0.6	0.8	1.0	1.2	1.4	1.6	1.8	2.0	2.2	2.4	2.6	2.8	3.0	3.2	3.4	3.6	3.8	4.0	
											<i>t-t'</i>										
											<i>t</i>	4.2	4.4	4.6	4.8	5.0	5.2	5.4	5.6	5.8	6.0
-40	46																				
-39	48																				
-38	50	2																			
-37	53	6																			
-36	56	10																			
-35	59	15																			
-34	61	20																			
-33	63	24																			
-32	64	28																			
-31	66	32	0																		
-30	68	36	4																		
-29	70	41	9																		
-28	72	45	15																		
-27	74	48	19																		
-26	75	51	24	0																	
-25	76	53	29	5																	
-24	77	55	32	10																	
-23	78	57	36	15																	
-22	80	59	39	20	0																
-21	81	61	43	24	5																
-20	82	63	45	28	10																
-19	83	65	48	32	15																
-18	84	67	51	35	19	2															
-17	85	69	53	39	23	7															
-16	86	70	56	42	27	12															
-15	86	72	58	45	31	17	4														
-14	87	74	61	48	34	21	8														
-13	88	75	63	50	38	25	13	0													
-12	88	76	64	52	41	29	17	6													
-11	89	77	66	55	44	32	21	10													
-10	90	78	68	57	46	36	25	14	4												
-9	90	79	70	59	49	39	29	18	9												
-8	90	81	71	61	51	42	32	22	13	3											
-7	91	82	72	63	54	44	35	26	17	8											
-6	91	82	73	64	56	47	38	29	20	12	3										
-5	91	83	75	66	58	49	41	32	24	16	7										
-4	92	84	76	68	60	52	44	36	28	20	12	4									
-3	92	85	77	69	61	54	46	39	31	23	16	8	1								
-2	92	85	78	71	63	56	49	42	34	27	19	12	5								
-1	93	86	79	72	65	58	51	44	37	30	23	16	10	3							
0	93	87	80	73	67	60	53	47	40	33	27	20	14	7	1						
+	93	87	81	75	68	62	56	49	43	36	30	24	18	11	5						
2	94	88	82	76	70	64	58	52	46	39	33	27	21	15	9						
3	94	88	82	77	71	65	59	54	48	42	36	30	25	19	13	3					
4	94	89	83	78	72	66	61	55	50	44	39	33	28	22	17	11	6				
5	95	89	84	78	73	68	63	57	52	46	41	36	31	25	20	15	10	4			
6	95	90	84	79	74	69	64	59	54	49	43	38	33	28	23	18	13	8	3		
7	95	90	85	80	75	70	65	60	55	51	46	41	36	31	26	21	17	12	7	2	
8	95	90	86	81	76	71	67	62	57	53	48	43	38	34	29	24	20	15	11	6	
9	95	91	86	82	77	72	68	63	59	55	50	46	41	36	32	27	23	18	14	10	
10	96	91	87	82	78	73	69	65	60	56	52	47	43	39	34	30	26	22	17	13	
11	96	91	87	83	79	74	70	66	62	58	53	49	45	41	37	33	28	25	20	16	
12	96	92	88	84	80	75	71	67	63	59	55	51	47	43	39	35	31	27	23	19	
13	96	92	88	84	80	76	73	69	65	61	57	53	49	45	41	38	34	30	26	23	
14	96	92	89	85	81	77	74	70	66	62	59	55	51	48	44	40	37	33	29	26	
15	96	93	89	86	82	78	75	71	67	64	60	57	53	50	46	42	39	35	32	29	
16	96	93	90	86	82	79	76	72	69	65	62	58	55	51	48	45	41	38	34	31	
17	97	93	90	86	83	80	77	73	70	66	63	60	57	53	50	47	43	40	37	34	
18	97	93	90	87	84	80	77	74	71	68	65	61	58	55	52	49	45	42	39	36	
19	97	94	90	87	84	81	78	75	72	69	66	63	60	56	53	50	47	44	41	38	
20	97	94	91	88	85	82	79	76	73	70	67	64	61	58	55	52	49	46	43	40	

TABLE VI.—Relative humidity, percent—Fahrenheit temperatures—Continued

[Pressure=30.0 inches]

Air temperature <i>t</i>	Depression of wet-bulb thermometer (<i>t-t'</i>)																				
	0.5	1.0	1.5	2.0	2.5	3.0	3.5	4.0	4.5	5.0	5.5	6.0	6.5	7.0	7.5	8.0	8.5	9.0	9.5	10.0	10.5
20	92	85	77	70	62	55	48	40	33	26	19	12	5								
21	92	85	78	71	63	56	49	42	35	28	21	15	8	1							
22	93	86	78	71	65	58	51	44	37	31	24	17	11	4							
23	93	86	79	72	66	59	52	46	39	33	26	20	14	7	1						
24	93	87	80	73	67	60	54	47	41	35	29	22	16	10	4						
25	94	87	81	74	68	62	55	49	43	37	31	25	19	13	7	1					
26	94	87	81	75	69	63	57	51	45	39	33	27	21	16	10	4					
27	94	88	82	76	70	64	58	52	47	41	35	29	24	18	13	7	2				
28	94	88	82	76	71	65	59	54	48	43	37	32	26	21	15	10	5				
29	94	88	83	77	72	66	60	55	50	44	39	34	28	23	18	13	8	3			
30	94	89	83	78	73	67	62	56	51	46	41	36	31	26	21	16	11	6	1		
31	94	89	84	78	73	68	63	58	52	47	42	37	33	28	23	18	13	8	4		
32	95	89	84	79	74	69	64	59	54	49	44	39	35	30	25	20	16	11	7	2	
33	95	90	85	80	75	70	65	60	56	51	46	41	37	32	27	23	18	14	9	5	0
34	95	90	86	81	76	71	66	62	57	52	48	43	38	34	29	25	21	16	12	8	3
35	95	91	86	81	77	72	67	63	58	54	49	45	40	36	32	27	23	19	14	10	6
36	95	91	86	82	77	73	68	64	60	55	51	46	42	38	34	29	25	21	17	13	9
37	95	91	87	83	78	74	69	65	61	57	53	48	44	40	36	31	27	23	19	15	11
38	96	91	87	83	79	75	70	66	62	58	54	50	46	42	37	33	29	25	21	17	14
39	96	92	87	83	79	75	71	67	63	59	55	51	47	43	39	35	31	27	24	20	16
40	96	92	87	83	79	75	71	68	64	60	56	52	48	45	41	37	33	29	26	22	18
41	96	92	88	84	80	76	72	69	65	61	57	54	50	46	42	39	35	31	28	24	20
42	96	92	88	85	81	77	73	69	65	62	58	55	51	47	44	40	36	33	30	26	23
43	96	92	88	85	81	77	73	70	66	63	59	55	52	48	45	42	38	35	31	28	25
44	96	93	89	85	81	78	74	71	67	63	60	56	53	49	46	43	39	36	33	30	26
45	96	93	89	86	82	78	74	71	67	64	61	57	54	51	47	44	41	38	34	31	28
46	96	93	89	86	82	79	75	72	68	65	61	58	55	52	48	45	42	39	35	32	29
47	96	93	89	86	82	79	75	72	69	66	62	59	56	53	49	46	43	40	37	34	31
48	96	93	90	86	83	79	76	73	69	66	63	60	57	54	50	47	44	41	38	35	32
49	96	93	90	86	83	80	76	73	70	67	64	61	57	54	51	48	45	42	39	36	34
50	96	93	90	87	83	80	77	74	71	67	64	61	58	55	52	49	46	43	41	38	35
51	97	94	90	87	84	81	78	75	71	68	65	62	59	56	53	50	47	45	42	39	36
52	97	94	90	87	84	81	78	75	72	69	66	63	60	57	54	51	49	46	43	40	37
53	97	94	90	87	84	81	78	75	72	69	66	63	61	58	55	52	50	47	44	41	39
54	97	94	91	88	85	82	79	76	73	70	67	64	61	59	56	53	50	48	45	42	40
55	97	94	91	88	85	82	79	76	73	70	68	65	62	59	57	54	51	49	46	43	41
56	97	94	91	88	85	82	79	76	73	71	68	65	63	60	57	55	52	50	47	44	42
57	97	94	91	88	85	82	80	77	74	71	69	66	63	61	58	55	53	50	48	45	43
58	97	94	91	88	85	83	80	77	74	72	69	66	64	61	59	56	54	51	49	46	44
59	97	94	91	89	86	83	80	78	75	72	70	67	65	62	59	57	55	52	49	47	45
60	97	94	91	89	86	83	81	78	75	73	70	68	65	63	60	58	55	53	50	48	46
61	97	94	92	89	86	84	81	78	76	73	71	68	65	63	61	58	56	54	51	49	47
62	97	94	92	89	86	84	81	79	76	74	71	69	66	64	61	59	57	54	52	50	47
63	97	95	92	89	87	84	82	79	77	74	71	69	67	64	62	60	57	55	53	50	48
64	97	95	92	90	87	84	82	79	77	74	72	70	67	65	63	60	58	56	53	51	49
65	97	95	92	90	87	85	82	80	77	75	72	70	68	66	63	61	59	56	54	52	50
66	97	95	92	90	87	85	82	80	78	75	73	71	68	66	64	61	59	57	55	53	51
67	97	95	92	90	87	85	83	80	78	75	73	71	69	66	64	62	60	58	56	54	52
68	97	95	92	90	88	85	83	80	78	76	74	71	69	67	65	62	60	58	56	54	52
69	97	95	93	90	88	85	83	81	79	76	74	72	70	67	65	63	61	59	57	55	53
70	98	95	93	90	88	86	83	81	79	77	74	72	70	68	66	64	61	59	57	55	53
71	98	95	93	90	88	86	84	81	79	77	75	72	70	68	66	64	62	60	58	56	54
72	98	95	93	91	88	86	84	82	79	77	75	73	71	69	67	65	63	61	59	57	55
73	98	95	93	91	88	86	84	82	80	78	75	73	71	69	67	65	63	61	59	57	55
74	98	95	93	91	89	86	84	82	80	78	76	74	71	69	67	65	63	61	60	58	56
75	98	96	93	91	89	86	84	82	80	78	76	74	72	70	68	66	64	62	60	58	56
76	98	96	93	91	89	87	84	82	80	78	76	74	72	70	68	66	64	62	61	59	57
77	98	96	93	91	89	87	85	83	81	79	77	74	72	70	68	66	64	62	61	59	57
78	98	96	93	91	89	87	85	83	81	79	77	75	73	71	69	67	65	63	61	59	57
79	98	96	93	91	89	87	85	83	81	79	77	75	73	71	69	68	66	64	62	60	58
80	98	96	94	91	89	87	85	83	81	79	77	75	74	72	70	68	66	64	62	61	59

TABLE VI.—Relative humidity, percent—Fahrenheit temperatures—Continued

[Pressure=30.0 inches]

Air temperature <i>t</i>	Depression of wet-bulb thermometer (<i>t-t'</i>)																				
	11.0	11.5	12.0	12.5	13.0	13.5	14.0	14.5	15.0	15.5	16.0	16.5	17.0	17.5	18.0	18.5	19.0	19.5	20.0	20.5	21.0
35	2																				
36	5	1																			
37	7	3																			
38	10	6																			
39	12	8	5	1																	
40	15	11	7	4	0																
41	17	13	10	6	3																
42	19	16	12	9	5	2															
43	21	18	14	11	8	4	1														
44	23	20	16	13	10	7	4	0													
45	25	22	18	15	12	9	6	3													
46	26	23	20	17	14	11	8	5	2												
47	28	25	22	19	16	13	10	7	5	2											
48	29	26	23	21	18	15	12	9	7	4	1										
49	31	28	25	22	19	17	14	11	9	6	3	1									
50	32	29	27	24	21	18	16	13	10	8	5	3	0								
51	34	31	28	26	23	20	17	15	12	9	7	4	2								
52	35	32	29	27	24	22	19	17	14	11	9	6	4	1							
53	36	33	31	28	26	23	20	18	16	13	10	8	6	3	1						
54	37	35	32	29	27	24	22	20	17	15	12	10	8	5	3	1					
55	38	36	33	31	28	26	23	21	19	16	14	12	9	7	5	2	0				
56	39	37	34	32	30	27	25	22	20	18	16	13	11	9	7	4	2				
57	40	38	35	33	31	28	26	24	22	19	17	15	13	10	8	6	4	2			
58	41	39	37	34	32	30	27	25	23	21	18	16	14	12	10	8	6	3	1		
59	42	40	38	35	33	31	29	26	24	22	20	18	16	13	11	9	7	5	3	1	
60	43	41	39	37	34	32	30	28	26	23	21	19	17	15	13	11	9	7	5	3	1
61	44	42	40	38	35	33	31	29	27	25	22	20	18	16	14	12	10	8	7	5	3
62	45	43	41	39	36	34	32	30	28	26	24	22	20	18	16	14	12	10	8	6	4
63	46	44	42	40	37	35	33	31	29	27	25	23	21	19	17	15	13	11	10	8	6
64	47	45	43	41	38	36	34	32	30	28	26	24	22	20	18	17	15	13	11	9	7
65	48	46	44	41	39	37	35	33	31	29	27	25	24	22	20	18	16	14	12	11	9
66	48	46	44	42	40	38	36	34	32	30	29	27	25	23	21	19	17	16	14	12	10
67	49	47	45	43	41	39	37	35	33	31 ^a	30	28	26	24	22	20	19	17	15	13	12
68	50	48	46	44	42	40	38	36	34	32	31	29	27	25	23	21	20	18	16	15	13
69	51	49	47	45	43	41	39	37	35	33	32	30	28	26	24	23	21	19	18	16	14
70	51	49	48	46	44	42	40	38	36	34	33	31	29	27	25	24	22	20	19	17	15
71	52	50	48	46	45	43	41	39	37	35	33	32	30	28	27	25	23	22	20	18	17
72	53	51	49	47	45	43	42	40	38	36	34	33	31	29	28	26	24	23	21	19	18
73	53	51	50	48	46	44	42	40	39	37	35	34	32	30	29	27	25	24	22	20	19
74	54	52	50	48	47	45	43	41	39	38	36	34	33	31	29	28	26	25	23	21	20
75	54	53	51	49	47	45	44	42	40	39	37	35	34	32	30	29	27	26	24	23	21
76	55	53	51	50	48	46	44	43	41	39	38	36	34	33	31	30	28	27	25	24	22
77	56	54	52	50	48	47	45	43	42	40	39	37	35	34	32	31	29	28	26	25	23
78	56	54	53	51	49	47	46	44	43	41	39	38	36	34	33	31	30	28	27	25	24
79	57	55	53	51	50	48	46	45	43	42	40	38	37	35	34	32	31	29	28	26	25
80	57	55	54	52	50	49	47	45	44	42	41	39	38	36	35	33	32	30	29	27	26

<i>t</i>	$(t-t')$														
	21.5	22.0	22.5	23.0	23.5	24.0	24.5	25.0	25.5	26.0	26.5	27.0	27.5	28.0	28.5
61	1														
62	2	1													
63	4	2	0												
64	6	4	2	0											
65	7	5	4	2	0										
66	9	7	5	3	2	0									
67	10	8	7	5	3	2									
68	11	10	8	6	5	3	1								
69	13	11	9	8	6	5	3	1							
70	14	12	11	9	8	6	4	3	1						
71	15	13	12	10	9	7	6	4	3	1					
72	16	15	13	12	10	9	7	6	4	3	1				
73	17	16	14	13	11	10	8	7	5	4	3	1			
74	18	17	15	14	13	11	10	8	7	5	4	3	1		
75	20	18	17	15	14	12	11	9	8	7	5	4	3	1	
76	21	19	18	16	15	13	12	11	9	8	6	5	4	3	1
77	22	20	19	17	16	14	13	12	10	9	8	6	5	4	3
78	23	21	20	18	17	16	14	13	11	10	9	8	6	5	4
79	23	22	21	19	18	17	15	14	13	11	10	9	7	6	5
80	24	23	22	20	19	18	16	15	14	12	11	10	9	7	6

TABLE VI.—Relative humidity, percent—Fahrenheit temperatures—Continued

[Pressure=30.0 inches]

Air temperature <i>t</i>	Depression of wet-bulb thermometer (<i>t-t'</i>)														
	1	2	3	4	5	6	7	8	9	10	11	12	13	14	15
80	96	91	87	83	79	75	72	68	64	61	57	54	50	47	44
82	96	92	88	84	80	76	73	69	65	61	58	55	51	48	45
84	96	92	88	84	80	76	73	69	66	62	59	56	52	49	46
86	96	92	88	84	81	77	73	70	66	63	60	57	53	50	47
88	96	92	88	85	81	77	74	70	67	64	61	57	54	51	48
90	96	92	89	85	81	78	74	71	68	65	61	58	55	52	49
92	96	92	89	85	82	78	75	72	68	65	62	59	56	53	50
94	96	93	89	85	82	79	75	72	69	66	63	60	57	54	51
96	96	93	89	86	82	79	76	73	69	66	63	61	58	55	52
98	96	93	89	86	83	79	76	73	70	67	64	61	58	56	53
100	96	93	89	86	83	80	77	73	70	68	65	62	59	56	54
102	96	93	90	86	83	80	77	74	71	68	65	62	60	57	55
104	97	93	90	87	83	80	77	74	71	69	66	63	60	58	55
106	97	93	90	87	84	81	78	75	72	69	66	64	61	58	56
108	97	93	90	87	84	81	78	75	72	70	67	64	62	59	57
110	97	93	90	87	84	81	78	75	73	70	67	65	62	60	57
112	97	94	90	87	84	81	79	76	73	70	68	65	63	60	58
114	97	94	91	88	85	82	79	76	74	71	68	66	63	61	58
116	97	94	91	88	85	82	79	76	74	71	69	66	64	61	59
118	97	94	91	88	85	82	79	77	74	72	69	67	64	62	59
120	97	94	91	88	85	82	80	77	74	72	69	67	65	62	60
122	97	94	91	88	85	83	80	77	75	72	70	67	65	63	60
124	97	94	91	88	85	83	80	78	75	73	70	68	65	63	61
126	97	94	91	88	86	83	80	78	75	73	70	68	66	64	61
128	97	94	91	89	86	83	81	78	76	73	71	68	66	64	62
130	97	94	91	89	86	83	81	78	76	73	71	69	67	64	62
132	97	94	92	89	86	84	81	79	76	74	71	69	67	65	63
134	97	94	92	89	86	84	81	79	76	74	72	69	67	65	63
136	97	94	92	89	86	84	81	79	77	74	72	70	68	65	63
138	97	94	92	89	87	84	82	79	77	75	72	70	68	66	64
140	97	95	92	89	87	84	82	79	77	75	73	70	68	66	64

<i>t</i>	Depression of wet-bulb thermometer (<i>t-t'</i>)														
	16	17	18	19	20	21	22	23	24	25	26	27	28	29	30
80	41	38	35	32	29	26	23	20	18	15	12	10	7	5	3
82	42	39	36	33	30	28	25	22	20	17	14	12	10	7	5
84	43	40	37	35	32	29	26	24	21	19	16	14	12	9	7
86	44	42	39	36	33	31	28	26	23	21	18	16	14	11	9
88	46	43	40	37	35	32	30	27	25	22	20	18	15	13	11
90	47	44	41	39	36	34	31	29	26	24	22	19	17	15	13
92	48	45	42	40	37	35	32	30	28	25	23	21	19	17	15
94	49	46	43	41	38	36	33	31	29	27	24	22	20	18	16
96	50	47	44	42	39	37	35	32	30	28	26	24	22	20	18
98	50	48	45	43	40	38	36	34	32	29	27	25	23	21	19
100	51	49	46	44	41	39	37	35	33	30	28	26	24	22	21
102	52	49	47	45	42	40	38	36	34	32	30	28	26	24	22
104	53	50	48	46	43	41	39	37	35	33	31	29	27	25	23
106	53	51	49	46	44	42	40	38	36	34	32	30	28	26	24
108	54	52	49	47	45	43	41	39	37	35	33	31	29	27	25
110	55	52	50	48	46	44	42	40	38	36	34	32	30	28	26
112	55	53	51	49	47	44	42	40	38	36	35	33	31	29	27
114	56	54	52	49	47	45	43	41	39	37	35	34	32	30	28
116	57	54	52	50	48	46	44	42	40	38	36	34	33	31	29
118	57	55	53	51	49	47	45	43	41	39	37	35	34	32	30
120	58	55	53	51	49	47	45	43	41	40	38	36	34	33	31
122	58	56	54	52	50	48	46	44	42	40	39	37	35	34	32
124	59	57	54	52	50	48	47	45	43	41	39	38	36	34	33
126	59	57	55	53	51	49	47	45	44	42	40	38	37	35	33
128	60	58	56	54	52	50	48	46	44	42	41	39	37	36	34
130	60	58	56	54	52	50	48	47	45	43	41	40	38	37	35
132	61	58	56	55	53	51	49	47	45	44	42	40	39	37	36
134	61	59	57	55	53	51	49	48	46	44	43	41	39	38	36
136	61	59	57	55	54	52	50	48	46	45	43	41	40	38	37
138	62	60	58	56	54	52	50	49	47	45	44	42	40	39	37
140	62	60	58	56	54	53	51	49	47	46	44	43	41	40	38

TABLE VI.—Relative humidity, percent—Fahrenheit temperatures—Continued

[Pressure=30.0 inches]

Air temperature <i>t</i>	Depression of wet-bulb thermometer (<i>t-t'</i>)														
	31	32	33	34	35	36	37	38	39	40	41	42	43	44	45
80	0														
82	2	0													
84	5	3	0												
86	7	5	3	1											
88	9	7	5	3	1										
90	11	9	7	5	3	1									
92	13	11	9	7	5	3	1								
94	14	12	10	9	7	5	3	1							
96	16	14	12	10	8	7	5	3	2	0					
98	17	15	14	12	10	8	7	5	3	2	0				
100	19	17	15	13	12	10	8	7	5	4	2	1			
102	20	18	16	15	13	11	10	8	7	5	4	2	1		
104	21	20	18	16	14	13	11	10	8	7	5	4	2	1	
106	23	21	19	17	16	14	13	11	10	8	7	5	4	3	1
108	24	22	20	19	17	16	14	12	11	10	8	7	5	4	3
110	25	23	21	20	18	17	15	14	12	11	10	8	7	6	4
112	26	24	23	21	19	18	16	15	14	12	11	9	8	7	6
114	27	25	24	22	20	19	18	16	15	13	12	11	9	8	7
116	28	26	25	23	22	20	19	17	16	14	13	12	11	9	8
118	29	27	25	24	23	21	20	18	17	16	14	13	12	11	9
120	29	28	26	25	23	22	21	19	18	17	15	14	13	12	10
122	30	29	27	26	24	23	22	20	19	18	16	15	14	13	11
124	31	30	28	27	25	24	22	21	20	18	17	16	15	14	12
126	32	30	29	27	26	25	23	22	21	19	18	17	16	15	13
128	33	31	30	28	27	25	24	23	22	20	19	18	17	16	14
130	33	32	30	29	28	26	25	24	22	21	20	19	18	16	15
132	34	33	31	30	28	27	26	24	23	22	21	20	18	17	16
134	35	33	32	30	29	28	26	25	24	23	21	20	19	18	17
136	35	34	33	31	30	28	27	26	25	23	22	21	20	19	18
138	36	35	33	32	30	29	28	27	25	24	23	22	21	20	19
140	37	35	34	32	31	30	29	27	26	25	24	23	21	20	19

<i>t</i>	Depression of wet-bulb thermometer (<i>t-t'</i>)														
	46	47	48	49	50	51	52	53	54	55	56	57	58	59	60
106	0														
108	2	0													
110	3	2	1												
112	4	3	2	1											
114	6	5	3	2	1										
116	7	6	5	4	2	1	0								
118	8	7	6	5	4	3	2	1							
120	9	8	7	6	5	4	3	2	1						
122	10	9	8	7	6	5	4	3	2	1	0				
124	11	10	9	8	7	6	5	4	3	2	1	0			
126	12	11	10	9	8	7	6	5	4	3	2	2	1		
128	13	12	11	10	9	8	7	6	5	4	4	3	2	1	0
130	14	13	12	11	10	9	8	7	6	5	5	4	3	2	1
132	15	14	13	12	11	10	9	8	7	6	6	5	4	3	2
134	16	15	14	13	12	11	10	9	8	7	6	6	5	4	3
136	17	16	15	14	13	12	11	10	9	8	7	6	6	5	4
138	17	16	15	14	14	13	12	11	10	9	8	7	7	6	5
140	18	17	16	15	14	13	12	12	11	10	9	8	7	7	6

TABLE VII.—Relative humidity, percent—Fahrenheit temperatures

[Pressure=29.0 inches]

Air temperature <i>t</i>	Depression of wet-bulb thermometer (<i>t-t'</i>)																			Low Temp.		
	0.2	0.4	0.6	0.8	1.0	1.2	1.4	1.6	1.8	2.0	2.2	2.4	2.6	2.8	3.0	3.2	3.4	3.6	3.8		4.0	4.2
	(<i>t-t'</i>)																					
	<i>t</i>	4.4	4.6	4.8	5.0	5.2	5.4	5.6	5.8	6.0	6.2	6.4	6.6									
-40	49																					
-39	51																					
-38	53	5																				
-37	55	9																				
-36	58	13																				
-35	61	18																				
-34	63	22																				
-33	65	26																				
-32	66	30																				
-31	68	34	3																			
-30	70	38	7																			
-29	72	42	12																			
-28	74	46	17																			
-27	76	49	22																			
-26	77	52	26	3																		
-25	78	54	30	8																		
-24	79	56	34	13																		
-23	80	58	38	18																		
-22	81	60	41	22	4																	
-21	82	62	44	26	8																	
-20	83	64	47	30	13																	
-19	83	66	50	34	18																	
-18	84	68	53	38	22	5																
-17	85	70	55	41	26	10																
-16	86	71	57	43	29	15	1															
-15	87	73	60	46	33	20	6															
-14	88	74	62	49	37	24	11															
-13	88	76	64	52	40	28	15	4														
-12	89	77	65	54	43	31	20	9														
-11	90	78	67	56	46	34	23	13	1													
-10	90	79	69	58	48	38	27	17	6													
-9	90	80	70	60	51	41	31	21	11	1												
-8	91	81	72	62	53	43	34	25	15	6												
-7	91	82	73	64	55	46	37	28	19	10	2											
-6	92	83	74	65	57	48	40	31	23	14	6											
-5	92	83	75	67	59	51	43	34	26	18	10	2										
-4	92	84	76	69	61	53	45	37	30	22	14	7										
-3	93	85	77	70	62	55	48	40	33	26	18	11	3									
-2	93	85	78	71	64	57	50	43	36	29	22	15	8									
-1	93	86	79	73	66	59	52	46	39	32	26	19	12	1								
0	93	87	80	74	68	61	55	48	42	35	29	23	16	10	3							
+1	94	87	81	75	69	63	57	51	44	38	32	26	20	14	8							
2	94	88	82	76	71	65	59	53	47	41	35	30	24	18	12							
3	94	89	83	77	72	66	61	55	49	44	38	33	27	21	16							
4	94	89	84	78	73	67	62	57	51	46	40	35	30	25	19							
5	95	89	84	79	74	69	64	58	53	48	43	38	32	27	22							
6	95	90	85	80	75	70	65	60	55	50	45	40	35	30	25							
7	95	90	85	80	76	71	66	61	56	52	47	43	38	33	28							
8	95	91	86	81	77	72	68	63	58	54	49	45	40	35	31							
9	95	91	86	82	78	73	69	64	60	55	51	47	42	38	34							
10	96	91	87	83	79	74	70	66	61	57	53	49	44	40	36							
11	96	92	87	83	79	75	71	67	63	59	55	51	46	42	38							
12	96	92	88	84	80	76	72	68	64	60	56	52	48	45	41							
13	96	92	88	85	81	77	73	69	66	62	58	54	50	47	43							
14	96	92	89	85	82	78	74	71	67	63	60	56	52	49	45							
15	96	93	89	86	82	79	75	72	68	65	61	58	54	51	47							
16	97	93	90	86	83	79	76	73	70	66	63	59	56	53	49							
17	97	93	90	87	84	80	77	74	71	67	64	61	58	54	51							
18	97	94	90	87	84	81	78	75	72	68	65	62	59	56	53							
19	97	94	91	88	85	82	78	75	72	69	66	63	60	57	55							
20	97	94	91	88	85	82	79	76	73	70	68	65	62	59	56							

<i>(t-t')</i>					
<i>t</i>	0.1	0.2	0.3	0.4	0.5
-50	50				
-49	54	9			
-48	57	15			
-47	60	20			
-46	63	25			
-45	66	30			
-44	68	35			
-43	70	39	6		
-42	71	43	11		
-41	72	46	16		
-40	73	49	20		
-39	74	51	24		
-38	75	53	27	5	
-37	76	55	31	9	
-36	77	58	35	13	
-35	78	61	39	18	
-34	80	63	43	22	4
-33	81	65	46	26	9
-32	82	66	48	30	13
-31	83	68	51	34	18
-30	84	70	54	38	23

TABLE VII.—Relative humidity, percent—Fahrenheit temperatures—Continued

[Pressure=29.0 inches]

Air temperature t	Depression of wet-bulb thermometer ($t-t'$)																				Depression 8
	0.5	1.0	1.5	2.0	2.5	3.0	3.5	4.0	4.5	5.0	5.5	6.0	6.5	7.0	7.5	8.0	8.5	9.0	9.5	10.0	
20	92	85	78	70	63	56	49	42	35	28	21	14	7								
21	93	86	78	71	64	57	50	44	37	30	24	17	10	3							
22	93	86	79	72	65	59	52	45	39	32	26	19	13	7	0						
23	93	87	80	73	66	60	53	47	41	34	28	22	16	10	3						
24	94	87	81	74	68	61	55	49	42	36	30	24	18	12	6	0					
25	94	87	81	75	69	63	56	50	44	38	32	27	21	15	9	4					
26	94	88	82	75	69	64	58	52	46	40	34	29	23	18	12	7	1				
27	94	88	82	76	70	65	59	53	48	42	36	31	26	20	15	9	4				
28	94	88	82	77	71	66	60	55	49	44	38	33	28	23	17	12	7	2			
29	94	89	83	78	72	67	61	56	51	45	40	35	30	25	20	15	10	5	0		
30	95	89	84	78	73	68	62	57	52	47	42	37	32	27	22	17	12	8	3		
31	95	89	84	79	74	69	63	58	53	49	44	39	34	29	24	20	15	10	6	1	
32	95	90	85	79	74	69	65	60	55	50	45	41	36	31	26	22	17	13	9	4	
33	95	90	85	80	76	71	66	61	56	52	47	42	38	33	29	24	20	16	11	7	3
34	95	90	86	81	77	72	67	62	58	53	49	44	40	35	31	27	22	18	14	9	5
35	95	91	86	82	77	73	68	64	59	55	50	46	41	37	33	29	24	20	16	12	8
36	95	91	87	82	78	73	69	65	61	56	52	48	43	39	35	31	27	23	18	14	10
37	95	91	87	83	79	74	70	66	62	58	54	49	45	41	37	33	29	25	21	17	13
38	96	91	87	83	79	75	71	67	63	59	55	51	47	43	39	35	31	27	23	19	15
39	96	92	88	84	80	76	72	68	64	60	56	52	48	44	41	37	33	29	25	21	17
40	96	92	88	84	80	76	72	68	64	61	57	53	49	46	42	38	35	31	27	23	20
41	96	92	88	84	80	77	73	69	65	62	58	54	50	47	43	40	36	33	29	26	22
42	96	92	88	85	81	77	73	70	66	62	59	55	51	48	45	41	38	34	31	28	24
43	96	92	88	85	81	78	74	70	67	63	60	56	52	49	46	43	39	36	32	29	26
44	96	93	89	85	82	78	74	71	68	64	61	57	54	51	47	44	40	37	34	31	28
45	96	93	89	86	82	79	75	71	68	65	61	58	55	52	48	45	42	39	36	33	29
46	96	93	89	86	82	79	75	72	69	65	62	59	56	53	49	46	43	40	37	34	31
47	96	93	89	86	83	79	76	73	69	66	63	60	57	54	50	47	44	41	38	35	32
48	96	93	90	87	83	80	76	73	70	67	63	60	57	54	51	48	45	42	39	36	34
49	96	93	90	87	83	80	77	74	71	67	64	61	58	55	52	49	46	43	40	37	35
50	96	93	90	87	84	81	77	74	71	68	65	62	59	56	53	50	47	44	42	39	36
51	97	94	90	87	84	81	78	75	72	69	66	63	60	57	54	51	48	45	43	40	37
52	97	94	91	88	84	81	78	75	72	69	66	63	60	58	55	52	49	46	44	41	39
53	97	94	91	88	85	82	78	75	73	70	67	64	61	58	56	53	50	47	45	42	40
54	97	94	91	88	85	82	79	76	73	70	67	65	62	59	57	54	51	48	46	43	41
55	97	94	91	88	85	82	79	76	74	71	68	65	62	60	57	55	52	49	47	44	42
56	97	94	91	88	85	82	79	77	74	71	69	66	63	61	58	55	53	50	48	45	43
57	97	94	91	88	85	83	80	77	74	72	69	66	64	61	59	56	53	51	49	46	44
58	97	94	91	89	86	83	80	77	75	72	69	67	64	62	60	57	54	52	49	47	45
59	97	94	92	89	86	83	81	78	75	73	70	68	65	63	60	58	55	53	50	48	45
60	97	94	92	89	86	84	81	78	76	73	71	68	65	63	61	58	56	53	51	49	46
61	97	94	92	89	86	84	81	79	76	74	71	68	66	64	61	59	56	54	52	50	47
62	97	94	92	89	87	84	81	79	77	74	72	69	66	64	62	60	57	55	53	50	48
63	97	95	92	90	87	84	82	79	77	74	72	70	67	65	62	60	58	56	53	51	49
64	97	95	92	90	87	85	82	79	77	75	72	70	68	66	63	61	58	56	54	52	50
65	97	95	92	90	87	85	82	80	78	75	73	70	68	66	64	62	59	57	55	53	50
66	97	95	92	90	87	85	83	80	78	76	73	71	68	66	64	62	60	58	55	53	51
67	97	95	92	90	88	85	83	80	78	76	73	71	69	67	65	62	60	58	56	54	52
68	97	95	93	90	88	85	83	81	78	76	74	72	69	67	65	63	61	59	57	55	53
69	97	95	93	90	88	86	83	81	79	77	74	72	70	68	66	64	61	59	57	55	53
70	98	95	93	90	88	86	83	81	79	77	75	72	70	68	66	64	62	60	58	56	54
71	98	95	93	90	88	86	84	82	79	77	75	73	71	69	67	64	62	60	58	56	54
72	98	95	93	91	89	86	84	82	80	78	75	73	71	69	67	65	63	61	59	57	55
73	98	95	93	91	89	86	84	82	80	78	76	73	71	69	67	65	63	61	60	58	56
74	98	95	93	91	89	86	84	82	80	78	76	74	72	70	68	66	64	62	60	58	56
75	98	96	93	91	89	87	84	82	80	78	76	74	72	70	68	66	64	63	61	59	57
76	98	96	93	91	89	87	85	83	80	78	76	74	72	70	69	67	65	63	61	59	57
77	98	96	93	91	89	87	85	83	81	79	77	75	73	71	69	67	65	63	61	60	58
78	98	96	94	91	89	87	85	83	81	79	77	75	73	71	69	67	66	64	62	60	58
79	98	96	94	91	89	87	85	83	81	79	77	75	73	71	70	68	66	64	62	60	59
80	98	96	94	91	89	87	85	83	81	79	77	76	74	72	70	68	66	64	63	61	59

TABLE VII.—Relative humidity, percent—Fahrenheit temperatures—Continued

[Pressure=29.0 inches]

Air temperature <i>t</i>	Depression of wet-bulb thermometer (<i>t-t'</i>)																				
	11.0	11.5	12.0	12.5	13.0	13.5	14.0	14.5	15.0	15.5	16.0	16.5	17.0	17.5	18.0	18.5	19.0	19.5	20.0	20.5	21.0
34	1																				
35	4																				
36	6	3																			
37	9	5	1																		
38	12	8	4	0																	
39	14	10	7	3																	
40	16	13	9	6	2																
41	18	15	11	8	5	1															
42	21	17	14	10	7	4	0														
43	23	19	16	13	9	6	3														
44	24	21	18	15	12	9	5	2													
45	26	23	20	17	14	11	8	5	2												
46	28	25	22	19	16	13	10	7	4	1											
47	29	26	23	20	17	15	12	9	6	3	1										
48	31	28	25	22	19	16	14	11	8	6	3	0									
49	32	29	26	24	21	18	15	13	10	7	5	2									
50	33	31	28	25	22	20	17	14	12	9	7	4	2								
51	35	32	29	27	24	21	19	16	14	11	9	6	4	1							
52	36	33	30	28	25	23	20	18	15	13	10	8	6	3	0						
53	37	34	32	29	27	24	22	19	17	15	12	10	7	5	3	0					
54	38	35	33	30	28	26	23	21	18	16	14	12	9	7	5	2	0				
55	39	37	34	32	29	27	25	22	20	18	15	13	11	9	6	4	2				
56	40	38	35	33	31	28	26	24	21	19	17	15	12	10	8	6	4	2			
57	41	39	36	34	32	29	27	25	23	20	18	16	14	12	10	7	5	3			
58	42	40	38	35	33	31	28	26	24	22	20	17	15	13	11	9	7	5	3	1	
59	43	41	39	36	34	32	30	27	25	23	21	19	17	15	13	11	9	7	5	3	1
60	44	42	40	37	35	33	31	29	27	25	22	20	18	16	14	12	10	8	6	4	2
61	45	43	40	38	36	34	32	30	28	26	24	22	20	18	16	14	12	10	8	6	4
62	46	44	41	39	37	35	33	31	29	27	25	23	21	19	17	15	13	11	9	8	6
63	47	45	42	40	38	36	34	32	30	28	26	24	22	20	18	16	14	13	11	9	7
64	48	45	43	41	39	37	35	33	31	29	27	25	23	22	20	18	16	14	12	11	9
65	48	46	44	42	40	38	36	34	32	30	28	26	25	23	21	19	17	15	13	12	10
66	49	47	45	43	41	39	37	35	33	31	29	27	26	24	22	20	18	17	15	13	11
67	50	48	46	44	42	40	38	36	34	32	30	29	27	25	23	21	20	18	16	15	13
68	51	49	47	45	43	41	39	37	35	33	31	30	28	26	24	23	21	19	17	16	14
69	51	49	47	45	44	42	40	38	36	34	32	31	29	27	25	24	22	20	19	17	15
70	52	50	48	46	44	42	40	39	37	35	33	32	30	28	26	25	23	21	20	18	17
71	53	51	49	47	45	43	41	39	38	36	34	32	31	29	27	26	24	22	21	19	18
72	53	51	49	48	46	44	42	40	39	37	35	33	32	30	28	27	25	23	22	20	19
73	54	52	50	48	46	45	43	41	40	38	36	34	33	31	29	28	26	24	23	21	20
74	54	53	51	49	47	45	44	42	40	39	37	35	34	32	30	29	27	25	24	22	21
75	55	53	51	50	48	46	44	43	41	39	38	36	34	33	31	30	28	26	25	23	22
76	55	54	52	50	48	47	45	43	42	40	38	37	35	34	32	30	29	27	26	24	23
77	56	54	52	51	49	47	46	44	42	41	39	37	36	34	33	31	30	28	27	25	24
78	57	55	53	51	50	48	46	45	43	41	40	38	37	35	34	32	31	29	28	26	25
79	57	55	54	52	50	49	47	45	44	42	41	39	37	36	34	33	31	30	29	27	26
80	57	56	54	52	51	49	47	46	44	43	41	40	38	37	35	34	32	31	29	28	27

<i>t</i>	Depression of web-bulb thermometer (<i>t-t'</i>)																			
	21.5	22.0	22.5	23.0	23.5	24.0	24.5	25.0	25.5	26.0	26.5	27.0	27.5	28.0	28.5	29.0	29.5	30.0	30.5	31.0
60	1																			
61	2	0																		
62	4	2	0																	
63	5	4	2	0																
64	7	5	3	2																
65	8	7	5	3	2															
66	10	8	6	5	3	1														
67	11	9	8	6	5	3	1													
68	12	11	9	8	6	4	3	1												
69	14	12	10	9	7	6	4	3	1											
70	15	13	12	10	9	7	6	4	3	1										
71	16	15	13	11	10	8	7	5	4	3	1									
72	17	16	14	13	11	10	8	7	5	4	2	1								
73	18	17	15	14	12	11	9	8	7	5	4	2	1							
74	19	18	16	15	14	12	11	9	8	7	5	4	2	1						
75	20	19	17	16	15	13	12	11	9	8	6	5	4	2	1					
76	21	20	19	17	16	14	13	12	10	9	8	6	5	4	2	1				
77	22	21	20	18	17	15	14	13	11	10	9	7	6	5	4	2	1			
78	23	22	21	19	18	16	15	14	12	11	10	9	7	6	5	4	2	1		
79	24	23	21	20	19	17	16	15	13	12	11	10	8	7	6	5	4	2	1	
80	25	24	22	21	20	18	17	16	14	13	12	11	9	8	7	6	5	4	2	1

TABLE VII.—Relative humidity, percent—Fahrenheit temperatures—Continued

[Pressure=29.0 inches]

Air temperature <i>t</i>	Depression of wet-bulb thermometer (<i>t-t'</i>)														
	1	2	3	4	5	6	7	8	9	10	11	12	13	14	15
80	96	91	87	83	79	76	72	68	64	61	57	54	51	47	44
82	96	92	88	84	80	76	72	69	65	62	58	55	52	49	46
84	96	92	88	84	80	77	73	70	66	63	59	56	53	50	47
86	96	92	88	85	81	77	74	70	67	63	60	57	54	51	48
88	96	92	88	85	81	78	74	71	67	64	61	58	55	52	49
90	96	92	89	85	81	78	75	71	68	65	62	59	56	53	50
92	96	92	89	85	82	78	75	72	69	65	62	59	57	54	51
94	96	93	89	86	82	79	75	72	69	66	63	60	57	54	52
96	96	93	89	86	82	79	76	73	70	67	64	61	58	55	53
98	96	93	89	86	83	79	76	73	70	67	64	61	59	56	53
100	96	93	90	86	83	80	77	74	71	68	65	62	59	57	54
102	96	93	90	86	83	80	77	74	71	68	65	63	60	57	55
104	97	93	90	87	84	80	77	74	72	69	66	63	61	58	56
106	97	93	90	87	84	81	78	75	72	69	66	64	61	59	56
108	97	93	90	87	84	81	78	75	72	70	67	64	62	59	57
110	97	94	90	87	84	81	78	76	73	70	67	65	62	60	57
112	97	94	90	87	84	82	79	76	73	70	68	65	63	60	58
114	97	94	91	88	85	82	79	76	74	71	68	66	63	61	59
116	97	94	91	88	85	82	79	77	74	71	69	66	64	61	59
118	97	94	91	88	85	82	79	77	74	72	69	67	64	62	60
120	97	94	91	88	85	82	80	77	74	72	69	67	65	62	60
122	97	94	91	88	85	83	80	77	75	72	70	67	65	63	61
124	97	94	91	88	86	83	80	78	75	73	70	68	65	63	61
126	97	94	91	89	86	83	81	78	75	73	71	68	66	64	62
128	97	94	91	89	86	83	81	78	76	73	71	69	66	64	62
130	97	94	92	89	86	84	81	78	76	74	71	69	67	65	62
132	97	94	92	89	86	84	81	79	76	74	72	69	67	65	63
134	97	94	92	89	86	84	81	79	76	74	72	70	67	65	63
136	97	94	92	89	87	84	82	79	77	74	72	70	68	66	64
138	97	94	92	89	87	84	82	79	77	75	72	70	68	66	64
140	97	95	92	89	87	84	82	80	77	75	73	71	68	66	64

<i>t</i>	Depression of wet-bulb thermometer (<i>t-t'</i>)														
	16	17	18	19	20	21	22	23	24	25	26	27	28	29	30
80	41	38	35	32	29	27	24	21	18	16	13	11	8	6	4
82	43	40	37	34	31	28	25	23	20	18	15	13	10	8	6
84	44	41	38	35	32	30	27	25	22	20	17	15	12	10	8
86	45	42	39	37	34	31	29	26	24	21	19	17	14	12	10
88	45	43	41	38	35	33	30	28	25	23	21	18	16	14	12
90	47	44	42	39	37	34	32	29	27	24	22	20	18	16	14
92	48	45	43	40	38	35	33	30	28	26	24	22	19	17	15
94	49	46	44	41	39	36	34	32	29	27	25	23	21	19	17
96	50	47	45	42	40	37	35	33	31	29	26	24	22	20	18
98	51	48	46	43	41	39	36	34	32	30	28	26	24	22	20
100	52	49	47	44	42	40	37	35	33	31	29	27	25	23	21
102	52	50	47	45	43	41	38	36	34	32	30	28	26	24	22
104	53	51	48	46	44	41	39	37	35	33	31	29	27	25	24
106	54	51	49	47	45	42	40	38	36	34	32	30	28	27	25
108	54	52	50	47	45	43	41	39	37	35	33	31	29	28	26
110	55	53	50	48	46	44	42	40	38	36	34	32	30	29	27
112	55	53	51	49	47	45	43	41	39	37	35	33	31	30	28
114	55	54	52	50	48	45	43	41	40	38	36	34	32	31	29
116	57	55	52	50	48	46	44	42	40	38	37	35	33	31	30
118	57	55	53	51	49	47	45	43	41	39	37	36	34	32	31
120	58	56	54	51	49	47	46	44	42	40	38	36	35	33	31
122	58	56	54	52	50	48	46	44	42	41	39	37	36	34	32
124	59	57	55	53	51	49	47	45	43	41	40	38	36	35	33
126	59	57	55	53	51	49	47	46	44	42	40	39	37	35	34
128	60	58	56	54	52	50	48	46	44	43	41	39	38	36	34
130	60	58	56	54	52	50	49	47	45	43	42	40	38	37	35
132	61	59	57	55	53	51	49	47	46	44	42	41	39	37	36
134	61	59	57	55	53	51	50	48	46	44	43	41	40	38	36
136	61	59	58	56	54	52	50	48	47	45	43	42	40	39	37
138	62	60	58	56	54	52	51	49	47	45	44	42	41	39	38
140	62	60	58	56	55	53	51	49	48	46	44	43	41	40	38

TABLE VII.—Relative humidity, percent—Fahrenheit temperatures—Continued

[Pressure=29.0 inches]

Air temperature <i>t</i>	Depression of wet-bulb thermometer (<i>t-t'</i>)														
	31	32	33	34	35	36	37	38	39	40	41	42	43	44	45
80	1														
82	4														
84	6	1													
86	8	4	2												
88	10	6	4	2											
90	12	8	6	4	2										
92	13	11	9	8	6	2	0								
94	15	13	11	9	8	6	4	2							
96	17	15	13	11	9	7	6	4	3	1					
98	18	16	14	13	11	9	7	6	4	3	1				
100	19	18	16	14	12	11	9	7	6	4	3	1			
102	20	19	17	15	14	12	11	9	7	6	4	3	2	0	
104	22	20	18	17	15	14	12	10	9	7	6	5	3	2	1
106	23	21	20	18	16	15	13	12	10	9	7	6	5	3	2
108	24	22	21	19	18	16	15	13	12	10	9	7	6	5	4
110	25	24	22	20	19	17	16	14	13	11	10	9	7	6	5
112	26	25	23	21	20	18	17	15	14	13	11	10	9	8	6
114	27	26	24	22	21	19	18	17	15	14	13	11	10	9	8
116	28	27	25	23	22	20	19	18	16	15	14	12	11	10	9
118	29	27	26	24	23	21	20	19	17	16	15	13	12	11	10
120	30	28	27	25	24	22	21	20	18	17	16	15	13	12	11
122	31	29	28	26	25	23	22	21	19	18	17	15	14	13	12
124	31	30	29	27	26	24	23	21	20	19	18	16	15	14	13
126	32	31	29	28	26	25	24	22	21	20	19	17	16	15	14
128	33	31	30	29	27	26	24	23	22	21	19	18	17	16	15
130	34	32	31	29	28	27	25	24	23	22	20	19	18	17	16
132	34	33	31	30	29	27	26	25	23	22	21	20	19	18	17
134	35	34	32	31	29	28	27	25	24	23	22	21	20	18	17
136	36	34	33	31	30	29	27	26	25	24	23	21	20	19	18
138	36	35	33	32	31	29	28	27	26	24	23	22	21	20	19
140	37	35	34	33	31	30	29	28	26	25	24	23	22	21	20

<i>t</i>	Depression of wet-bulb thermometer (<i>t-t'</i>)														
	46	47	48	49	40	51	52	53	54	55	56	57	58	59	60
106	1														
108	2	1													
110	4	3	1	0											
112	5	4	3	2	0										
114	6	5	4	3	2	1									
116	8	6	5	4	3	2	1								
118	9	8	6	5	4	3	2	1	0						
120	10	9	8	6	5	4	3	2	1	1					
122	11	10	9	8	7	6	5	4	3	2	1				
124	12	11	10	9	8	7	6	5	4	3	2	1			
126	13	12	11	10	9	8	7	6	5	4	3	2	1	0	
128	14	13	12	11	10	9	8	7	6	5	4	3	2	2	1
130	15	14	13	12	11	10	9	8	7	6	5	4	3	3	2
132	15	14	13	12	11	10	10	9	8	7	6	5	4	3	3
134	16	15	14	13	12	11	10	9	8	7	6	5	4	4	4
136	17	16	15	14	13	12	11	10	9	9	8	7	6	5	5
138	18	17	16	15	14	13	12	11	10	9	9	8	7	6	5
140	19	18	17	16	15	14	13	12	11	10	9	9	8	7	6

TABLE VIII.—Relative humidity, percent—Fahrenheit temperatures

[Pressure=27.0 inches]

Air temperature <i>t</i>	Depression of wet-bulb thermometer (<i>t-t'</i>)																				
	0.2	0.4	0.6	0.8	1.0	1.2	1.4	1.6	1.8	2.0	2.2	2.4	2.6	2.8	3.0	3.2	3.4	3.6	3.8	4.0	4.2
	<i>t-t'</i>																				
-40	51	0																			
-39	53	7																			
-38	55	11																			
-37	57	15																			
-36	60	19																			
-35	63	24																			
-34	65	28																			
-33	67	32																			
-32	68	35	3																		
-31	70	38	9																		
-30	72	42	14																		
-29	73	46	18																		
-28	75	49	23																		
-27	77	52	27	5																	
-26	78	55	30	9																	
-25	79	57	35	13																	
-24	79	59	38	18																	
-23	80	60	42	23	5																
-22	81	62	45	28	10																
-21	82	65	48	31	14																
-20	83	66	50	35	19	2															
-19	84	68	53	38	23	7															
-18	85	70	55	41	27	11															
-17	86	71	57	44	30	16	2														
-16	87	73	60	47	34	21	8														
-15	88	74	62	50	37	25	12														
-14	88	76	64	53	40	28	16	4													
-13	89	77	66	55	43	32	21	10													
-12	89	78	67	57	46	36	25	14	4												
-11	90	79	69	59	49	39	28	18	8												
-10	91	80	71	61	51	42	32	22	12	3											
-9	91	81	72	63	54	44	35	26	17	7											
-8	91	82	73	65	56	47	38	29	20	12	3										
-7	92	83	75	66	58	49	41	32	24	16	8										
-6	92	84	76	68	60	51	44	35	27	19	12	4									
-5	92	84	77	69	62	54	46	38	31	23	15	8	0								
-4	93	85	78	71	63	56	49	41	34	26	19	12	5								
-3	93	86	79	72	65	58	51	44	37	30	23	16	9	2							
-2	93	86	79	73	66	60	53	47	40	33	26	20	13	7	0						
-1	93	87	80	74	68	62	55	49	42	36	30	24	17	11	4						
0	94	88	81	75	69	63	57	51	45	39	33	27	21	15	9	3					
+1	94	88	82	77	71	65	59	53	48	42	36	30	25	19	13	8	1				
2	94	89	83	78	72	67	61	55	50	45	39	34	28	23	17	12	6	0			
3	95	89	84	79	73	68	63	57	52	47	42	36	31	26	21	16	10	5			
4	95	90	84	79	74	69	64	59	54	49	44	39	34	29	24	19	14	9	4		
5	95	90	85	80	75	70	66	61	56	51	46	41	36	32	27	22	17	12	8	3	
6	95	90	86	81	76	72	67	62	57	53	48	44	39	34	30	25	20	16	11	7	2
7	95	91	86	82	77	73	68	63	59	55	50	46	41	37	32	28	23	19	15	10	6
8	95	91	87	82	78	74	69	65	60	56	52	48	43	39	35	31	26	22	18	14	9
9	96	91	87	83	79	75	70	66	62	58	54	50	45	41	37	33	29	25	21	17	13
10	96	92	88	84	80	76	71	68	64	59	55	51	47	43	39	35	32	28	24	20	16
11	96	92	88	84	80	76	72	69	65	61	57	53	49	45	42	38	34	30	27	23	19
12	96	92	89	85	81	77	74	70	66	62	59	55	51	47	44	40	36	33	29	26	22
13	96	93	89	85	82	78	75	71	67	64	60	57	53	50	46	42	39	35	32	28	25
14	97	93	90	86	83	79	76	72	69	65	62	58	55	51	48	45	41	38	34	31	28
15	97	93	90	87	83	80	77	73	70	67	63	60	57	53	50	47	44	40	37	34	30
16	97	93	90	87	84	81	77	74	71	68	65	61	58	55	52	49	46	43	39	36	33
17	97	94	91	87	84	81	78	75	72	69	66	63	60	57	54	51	48	45	42	39	36
18	97	94	91	88	85	82	79	76	73	70	67	64	61	58	55	52	49	47	44	41	38
19	97	94	91	88	85	82	79	77	74	71	68	65	62	60	57	54	51	48	46	43	40
20	97	94	92	89	86	83	80	77	75	72	69	66	64	61	58	55	53	50	47	45	42

TABLE VIII.—Relative humidity, percent—Fahrenheit temperatures—Continued

[Pressure=27.0 inches]

Air temperature <i>t</i>	Depression of wet-bulb thermometer (<i>t-t'</i>)																				
	0.5	1.0	1.5	2.0	2.5	3.0	3.5	4.0	4.5	5.0	5.5	6.0	6.5	7.0	7.5	8.0	8.5	9.0	9.5	10.0	10.5
20	93	86	79	72	65	58	51	45	38	31	24	18	11	5							
21	93	86	79	73	66	59	53	46	40	33	27	21	14	8	2						
22	94	87	80	73	67	61	54	48	42	35	29	23	17	11	5						
23	94	87	80	74	68	62	56	49	43	37	31	25	20	14	8	2					
24	94	87	81	75	69	63	57	51	45	39	33	28	22	16	11	5					
25	94	88	82	76	70	64	58	53	47	41	35	30	24	19	13	8	3				
26	94	88	82	77	71	65	60	54	48	43	37	32	27	21	16	11	6				
27	95	89	83	77	72	66	61	55	50	45	39	34	29	24	19	13	8	3			
28	95	89	83	78	73	67	62	57	51	46	41	36	31	26	21	16	11	6	2		
29	95	89	84	79	73	68	63	58	53	48	43	38	33	28	23	19	14	9	4		
30	95	90	84	79	74	69	64	59	54	49	44	40	35	30	26	21	16	12	7	3	
31	95	90	85	80	75	70	65	60	55	51	46	41	37	32	28	23	19	14	10	5	1
32	95	90	85	80	75	71	66	61	57	52	47	43	38	34	30	25	21	17	12	8	4
33	95	91	86	81	76	72	67	63	58	54	49	45	40	36	32	27	23	19	15	11	7
34	95	91	87	82	77	73	68	64	59	55	51	46	42	38	34	30	25	21	17	13	9
35	96	91	87	82	78	74	70	65	61	56	52	48	44	40	36	32	28	24	20	16	12
36	96	91	87	83	79	75	71	66	62	58	54	50	46	42	38	34	30	26	22	18	14
37	96	92	88	84	80	75	71	67	63	59	55	51	47	43	39	35	32	28	24	20	16
38	96	92	88	84	80	76	72	68	64	61	57	53	49	45	41	37	33	30	26	22	19
39	96	92	88	84	80	76	73	69	65	62	58	54	50	47	43	39	35	32	28	24	21
40	96	92	88	84	81	77	73	69	66	62	58	55	51	48	44	41	37	33	30	26	23
41	96	92	89	85	81	77	74	70	66	63	59	56	52	49	45	42	39	35	32	28	25
42	96	92	89	85	82	78	74	71	67	64	60	57	53	50	47	44	40	37	33	30	27
43	96	92	89	86	82	78	75	71	68	65	61	58	54	51	48	45	41	38	35	32	29
44	97	93	89	86	82	79	75	72	69	66	62	59	55	52	49	46	43	40	36	33	30
45	97	93	90	86	83	79	76	72	69	66	63	60	56	53	50	47	44	41	38	35	32
46	97	93	90	86	83	80	76	73	70	67	63	60	57	54	51	48	45	42	39	36	33
47	97	93	90	86	83	80	77	74	70	67	64	61	58	55	52	49	46	43	40	37	34
48	97	93	90	87	84	80	77	74	71	68	65	62	59	56	53	50	47	44	42	39	36
49	97	93	90	87	84	81	78	74	71	69	66	63	60	57	54	51	48	45	43	40	37
50	97	94	90	87	84	81	78	75	72	69	66	63	60	57	54	52	49	46	44	41	38
51	97	94	91	88	84	82	79	76	73	70	67	64	61	58	55	53	50	47	45	42	39
52	97	94	91	88	85	82	79	76	73	70	67	65	62	59	56	53	51	48	46	43	41
53	97	94	91	88	85	82	79	76	73	71	68	65	62	60	57	54	52	49	47	44	42
54	97	94	91	88	85	82	80	77	74	71	68	66	63	60	58	55	53	50	48	45	43
55	97	94	91	88	85	82	80	77	75	72	69	66	64	61	59	56	53	51	49	46	44
56	97	94	91	89	86	83	80	77	75	72	70	67	64	62	59	57	54	52	49	47	44
57	97	94	91	89	86	83	80	78	75	72	70	67	65	62	60	57	55	52	50	48	45
58	97	94	91	89	86	83	81	78	76	73	70	68	65	63	60	58	55	53	51	49	46
59	97	95	92	89	86	84	81	78	76	74	71	68	66	64	61	59	56	54	52	49	47
60	97	95	92	89	87	84	81	79	76	74	71	69	66	64	62	59	57	55	53	50	48
61	97	95	92	90	87	84	82	79	77	74	72	69	67	65	62	60	57	55	53	51	49
62	97	95	92	90	87	84	82	79	77	75	72	70	67	65	63	61	58	56	54	52	50
63	97	95	92	90	87	85	82	80	77	75	73	70	68	66	63	61	59	57	55	52	50
64	97	95	92	90	87	85	83	80	78	75	73	71	68	66	64	62	59	57	55	53	51
65	98	95	93	90	88	85	83	80	78	76	73	71	69	67	64	62	60	58	56	54	52
66	98	95	93	90	88	85	83	81	78	76	74	72	69	67	65	63	61	59	57	54	52
67	98	95	93	90	88	85	83	81	79	76	74	72	70	68	65	63	61	59	57	55	53
68	98	95	93	90	88	86	83	81	79	77	74	72	70	68	66	64	62	60	58	56	54
69	98	95	93	91	88	86	84	81	79	77	75	73	71	68	66	64	62	60	58	56	54
70	98	95	93	91	88	86	84	82	79	77	75	73	71	69	67	65	63	61	59	57	55
71	98	95	93	91	89	86	84	82	80	77	75	73	71	69	67	65	63	61	59	57	55
72	98	95	93	91	89	86	84	82	80	78	76	74	72	70	68	66	64	62	60	58	56
73	98	95	93	91	89	87	85	82	80	78	76	74	72	70	68	66	64	62	60	59	57
74	98	95	93	91	89	87	85	83	80	78	76	74	72	70	68	66	65	63	61	59	57
75	98	96	93	91	89	87	85	83	81	79	77	75	73	71	69	67	65	63	61	59	58
76	98	96	93	91	89	87	85	83	81	79	77	75	73	71	69	67	65	64	62	60	58
77	98	96	94	91	89	87	85	83	81	79	77	75	73	71	69	68	66	64	62	60	59
78	98	96	94	91	89	87	85	83	81	79	77	75	74	72	70	68	66	64	63	61	59
79	98	96	94	92	90	88	86	84	82	80	78	76	74	72	70	68	67	65	63	61	60
80	98	96	94	92	90	88	86	84	82	80	78	76	74	72	70	69	67	65	63	62	60

TABLE VIII.—Relative humidity, percent—Fahrenheit temperatures—Continued

[Pressure=27.0 inches]

Air temperature t	Depression of wet-bulb thermometer ($t-t'$)																				
	11.0	11.5	12.0	12.5	13.0	13.5	14.0	14.5	15.0	15.5	16.0	16.5	17.0	17.5	18.0	18.5	19.0	19.5	20.0	20.5	21.0
33	3																				
34	5	1																			
35	8	4	0																		
36	10	7	3																		
37	13	9	5	2																	
38	15	11	8	4	1																
39	17	14	10	7	3																
40	19	16	13	9	6	2															
41	22	18	15	12	8	5	2														
42	24	20	17	14	11	7	4	1													
43	26	22	19	16	13	10	7	4	1												
44	27	24	21	18	15	12	9	6	3	0											
45	29	26	23	20	17	14	11	8	5	2											
46	30	27	24	22	19	16	13	10	8	5	2										
47	32	29	26	23	20	18	15	12	10	7	4										
48	33	30	27	25	22	19	17	14	11	9	6	3									
49	34	32	29	26	24	21	18	16	13	11	8	6	3	1							
50	35	33	30	28	25	22	20	17	15	12	10	8	5	3	0						
51	37	34	31	29	26	24	21	19	17	14	12	9	7	5	2						
52	38	35	33	30	28	25	23	21	18	16	13	11	9	6	4	2					
53	39	37	34	32	29	27	24	22	20	17	15	13	10	8	6	4	2				
54	40	38	35	33	30	28	26	24	21	19	17	14	12	10	8	6	3	1			
55	41	39	36	34	31	29	27	25	23	20	18	16	14	12	9	7	5	3	1		
56	42	40	37	35	33	30	28	26	24	22	20	17	15	13	11	9	7	5	3	1	
57	43	41	38	36	34	32	30	27	25	23	21	19	17	14	12	10	8	6	4	2	0
58	44	42	39	37	35	33	31	29	27	24	22	20	18	16	14	12	10	8	6	4	2
59	45	43	40	38	36	34	32	30	28	26	24	21	19	17	15	13	11	10	8	6	4
60	46	44	41	39	37	35	33	31	29	27	25	23	21	19	17	15	13	11	9	7	5
61	46	44	42	40	38	36	34	32	30	28	26	24	22	20	18	16	14	12	11	9	7
62	47	45	43	41	39	37	35	33	31	29	27	25	23	21	19	18	16	14	12	10	8
63	48	46	44	42	40	38	36	34	32	30	28	26	24	22	21	19	17	15	13	12	10
64	49	47	45	43	41	39	37	35	33	31	29	27	26	24	22	20	18	17	15	13	11
65	50	48	46	44	42	40	38	36	34	32	30	28	27	25	23	21	19	18	16	14	12
66	50	48	46	44	42	41	39	37	35	33	31	29	28	26	24	22	21	19	17	16	14
67	51	49	47	45	43	41	40	38	36	34	32	30	29	27	25	23	22	20	18	17	15
68	52	50	48	46	44	42	40	39	37	35	33	31	30	28	26	25	23	21	20	18	16
69	52	50	49	47	45	43	41	39	38	36	34	32	31	29	27	26	24	22	21	19	17
70	53	51	49	47	46	44	42	40	39	37	35	33	32	30	28	27	25	23	22	20	19
71	54	52	50	48	46	45	43	41	39	38	36	34	32	31	29	28	26	24	23	21	20
72	54	52	50	49	47	45	44	42	40	38	37	35	33	32	30	29	27	25	24	22	21
73	55	53	51	49	48	46	44	43	41	39	38	36	34	33	31	30	28	26	25	23	22
74	55	54	52	50	48	47	45	43	42	40	38	37	35	33	32	30	29	27	26	24	23
75	56	54	52	51	49	47	46	44	42	41	39	37	36	34	33	31	30	28	27	25	24
76	56	55	53	51	50	48	46	45	43	41	40	38	37	35	34	32	30	29	27	26	25
77	57	55	53	52	50	48	47	45	44	42	40	39	37	36	34	33	31	30	28	27	25
78	58	56	54	52	51	49	47	46	44	43	41	39	38	37	35	34	32	31	29	28	26
79	58	56	54	53	51	50	48	46	45	43	42	40	39	37	36	34	33	32	30	29	27
80	58	57	55	53	52	50	49	47	45	44	42	41	39	38	36	35	34	32	31	29	28

t	$(t-t')$										
	22	23	24	25	26	27	28	29	30	31	32
59	0										
60	2										
61	3										
62	5	1									
63	6	3									
64	8	5	1								
65	9	6	3								
66	11	7	4	1							
67	12	9	6	3							
68	13	10	7	4	1						
69	14	11	8	5	2						
70	16	13	10	7	4	1					
71	17	14	11	8	5	2					
72	18	15	12	9	6	4	1				
73	19	16	13	10	8	5	2				
74	20	17	14	12	9	6	4	1			
75	21	18	15	13	10	7	5	2			
76	22	19	16	14	11	9	6	4	1		
77	23	20	17	15	12	10	7	5	2		
78	24	21	18	16	13	11	8	6	4	1	
79	25	22	19	17	14	12	9	7	5	2	0
80	26	23	20	18	15	13	10	8	6	4	1

TABLE VIII.—Relative humidity, percent—Fahrenheit temperatures—Continued

[Pressure=27.0 inches]

Air temperature <i>t</i>	Depression of wet-bulb thermometer (<i>t-t'</i>)															
	1	2	3	4	5	6	7	8	9	10	11	12	13	14	15	16
80	96	92	88	84	80	76	72	69	65	62	58	55	52	49	45	42
82	96	92	88	84	80	77	73	69	66	62	59	56	53	50	47	44
84	96	92	88	84	81	77	74	70	67	63	60	57	54	51	48	45
86	96	92	88	85	81	77	74	71	67	64	61	58	55	52	49	46
88	96	92	89	85	81	78	75	71	68	65	62	59	56	53	50	47
90	96	92	89	85	82	78	75	72	68	65	62	59	56	54	51	48
92	96	92	89	85	82	79	75	72	69	66	63	60	57	54	52	49
94	96	93	89	86	82	79	76	73	69	66	64	61	58	55	52	50
96	96	93	89	86	83	79	76	73	70	67	64	61	59	56	53	51
98	96	93	90	86	83	80	77	74	71	68	65	62	59	57	54	51
100	96	93	90	86	83	80	77	74	71	68	65	63	60	57	55	52
102	97	93	90	87	83	80	77	74	71	69	66	63	61	58	55	53
104	97	93	90	87	84	81	78	75	72	69	66	64	61	59	56	54
106	97	93	90	87	84	81	78	75	72	70	67	64	62	59	57	54
108	97	93	90	87	84	81	78	75	73	70	67	65	62	60	57	55
110	97	94	90	87	84	81	79	76	73	70	68	65	63	60	58	56
112	97	94	91	88	85	82	79	76	73	71	68	66	63	61	58	56
114	97	94	91	88	85	82	79	76	74	71	69	66	64	61	59	57
116	97	94	91	88	85	82	79	77	74	71	69	67	64	62	59	57
118	97	94	91	88	85	82	80	77	74	72	69	67	65	62	60	58
120	97	94	91	88	85	83	80	77	75	72	70	67	65	63	60	58
122	97	94	91	88	86	83	80	78	75	73	70	68	65	63	61	59
124	97	94	91	88	86	83	80	78	75	73	70	68	66	63	61	59
126	97	94	91	89	86	83	81	78	76	73	71	68	66	64	62	60
128	97	94	91	89	86	83	81	78	76	73	71	69	67	64	62	60
130	97	94	92	89	86	84	81	79	76	74	71	69	67	65	63	61
132	97	94	92	89	86	84	81	79	76	74	72	69	67	65	63	61
134	97	94	92	89	86	84	81	79	77	74	72	70	68	65	63	61
136	97	94	92	89	87	84	82	79	77	75	72	70	68	66	64	62
138	97	95	92	89	87	84	82	79	77	75	73	70	68	66	64	62
140	97	95	92	89	87	84	82	80	77	75	73	71	69	66	64	62

<i>t</i>	Depression of wet-bulb thermometer (<i>t-t'</i>)															
	17	18	19	20	21	22	23	24	25	26	27	28	29	30	31	32
80	39	36	34	31	28	26	23	20	18	15	13	10	8	6	4	1
82	41	38	35	32	30	27	24	22	20	17	15	12	10	8	6	4
84	42	39	36	34	31	29	26	24	21	19	17	14	12	10	8	6
86	43	40	38	35	33	30	28	25	23	21	18	16	14	12	10	8
88	44	42	39	36	34	31	29	27	24	22	20	18	16	14	12	10
90	45	43	40	38	35	33	30	28	26	24	21	19	17	15	13	11
92	46	44	41	39	36	34	32	29	27	25	23	21	19	17	15	13
94	47	45	42	40	37	35	33	31	28	26	24	22	20	18	16	15
96	48	46	43	41	38	36	34	32	30	28	26	24	22	20	18	16
98	49	46	44	42	39	37	35	33	31	29	27	25	23	21	19	17
100	50	47	45	43	40	38	36	34	32	30	28	26	24	22	21	19
102	50	48	46	44	41	39	37	35	33	31	29	27	25	23	22	20
104	51	49	47	44	42	40	38	36	34	32	30	28	26	25	23	21
106	52	50	47	45	43	41	39	37	35	33	31	29	28	26	24	22
108	53	50	48	46	44	42	40	38	36	34	32	30	29	27	25	23
110	53	51	49	47	45	43	41	39	37	35	33	31	29	28	26	24
112	54	52	49	47	45	43	41	39	38	36	34	32	30	29	27	25
114	54	52	50	48	46	44	42	40	38	37	35	33	31	30	28	26
116	55	53	51	49	47	45	43	41	39	37	36	34	32	30	29	27
118	56	53	51	49	47	45	43	42	40	38	36	35	33	31	30	28
120	56	54	52	50	48	46	44	42	40	39	37	35	34	32	31	29
122	57	55	52	50	49	47	45	43	41	39	38	36	34	33	31	30
124	57	55	53	51	49	47	45	44	42	40	38	37	35	34	32	31
126	58	56	54	52	50	48	46	44	42	41	39	37	36	34	33	31
128	58	56	54	52	50	48	46	45	43	41	40	38	37	35	33	32
130	58	56	54	53	51	49	47	45	44	42	40	39	37	36	34	33
132	59	57	55	53	51	49	48	46	44	43	41	39	38	36	35	33
134	59	57	55	54	52	50	48	46	45	43	42	40	38	37	35	34
136	60	58	56	54	52	50	49	47	45	44	42	41	39	38	36	35
138	60	58	56	54	53	51	49	47	46	44	43	41	40	38	37	35
140	61	59	57	55	53	51	50	48	46	45	43	42	40	39	37	36

TABLE VIII.—*Relative humidity, percent—Fahrenheit temperatures—Continued*

[Pressure=27.0 inches]

Air temperature <i>t</i>	Depression of wet-bulb thermometer (<i>t-t'</i>)															
	33	34	35	36	37	38	39	40	41	42	43	44	45	46	47	48
80																
82	1															
84	4	2														
86	6	4	2													
88	8	6	4	2	0											
90	9	8	6	4	2	0										
92	11	9	7	6	4	2	1									
94	13	11	9	7	6	4	3	1								
96	14	13	11	9	7	6	4	3	1							
98	16	14	12	11	9	7	6	4	3	1						
100	17	15	14	12	11	9	7	6	4	3	2	0				
102	18	17	15	13	12	10	9	7	6	5	3	2	1			
104	20	18	16	15	13	12	10	9	7	6	5	3	2	1		
106	21	19	18	16	14	13	12	10	9	7	6	5	4	2	1	
108	22	20	19	17	16	14	13	11	10	9	7	6	5	4	3	1
110	23	21	20	18	17	15	14	13	11	10	9	7	6	5	4	3
112	24	22	21	19	18	17	15	14	12	11	10	9	8	6	5	4
114	25	23	22	20	19	18	16	15	14	12	11	10	9	8	6	5
116	26	24	23	21	20	19	17	16	15	13	12	11	10	9	8	6
118	27	25	24	22	21	20	18	17	16	14	13	12	11	10	9	8
120	28	26	25	23	22	20	19	18	17	15	14	13	12	11	10	9
122	28	27	25	24	23	21	20	19	18	16	15	14	13	12	11	10
124	29	28	26	25	24	22	21	20	19	17	16	15	14	13	12	11
126	30	28	27	26	24	23	22	21	19	18	17	16	15	14	13	12
128	31	29	28	26	25	24	23	21	20	19	18	17	16	15	13	12
130	31	30	29	27	26	25	23	22	21	20	19	18	16	15	14	13
132	32	31	29	28	27	25	24	23	22	21	19	18	17	16	15	14
134	33	31	30	29	27	26	25	24	22	21	20	19	18	17	16	15
136	33	32	31	29	28	27	26	24	23	22	21	20	19	18	17	16
138	34	32	31	30	29	27	26	25	24	23	22	21	19	18	17	16
140	34	33	32	30	29	28	27	26	24	23	22	21	20	19	18	17

TABLE IX.—Relative humidity, percent—Fahrenheit temperatures
[Pressure=25.0 inches]

Air temperature t	Depression of wet-bulb thermometer ($t-t'$)																				
	0.2	0.4	0.6	0.8	1.0	1.2	1.4	1.6	1.8	2.0	2.2	2.4	2.6	2.8	3.0	3.2	3.4	3.6	3.8	4.0	4.2
	$t-t'$																				
-40	55	8																			
-39	58	13																			
-38	60	18																			
-37	62	22																			
-36	64	25																			
-35	67	29																			
-34	69	33	0																		
-33	70	37	6																		
-32	71	40	12																		
-31	73	43	17																		
-30	75	46	21																		
-29	76	50	25																		
-28	78	53	29																		
-27	79	56	33	5																	
-26	80	58	36	11																	
-25	81	60	40	20	1																
-24	81	62	43	24	6																
-23	82	63	46	28	11																
-22	83	65	49	32	16																
-21	84	67	52	35	20																
-20	85	68	54	39	25	3															
-19	86	70	56	42	29	8															
-18	87	72	59	45	32	13	4														
-17	87	73	61	48	35	21	9														
-16	88	75	63	50	38	26	14	1													
-15	89	76	65	53	42	30	18	7													
-14	89	78	67	56	44	33	22	11	0												
-13	90	79	69	58	47	37	26	16	5												
-12	90	80	70	60	50	40	30	20	10	0											
-11	91	81	71	62	52	42	33	24	14	5											
-10	91	82	73	64	55	45	36	27	18	9											
-9	92	82	74	65	57	48	39	31	22	14	5										
-8	92	83	75	67	59	50	42	34	26	18	9	1									
-7	92	84	76	68	61	52	45	37	29	22	14	6									
-6	93	85	77	69	62	54	47	40	32	25	17	10	3								
-5	93	85	78	71	64	56	49	42	35	28	21	14	7								
-4	93	86	79	72	65	58	52	45	38	31	24	18	11	4							
-3	94	87	80	74	67	60	54	47	41	34	28	21	15	8							
-2	94	87	81	75	68	62	56	50	43	37	31	25	19	12	2						
-1	94	88	82	76	70	64	58	52	46	40	34	28	23	17	10						
0	94	89	83	77	71	66	60	54	48	43	37	32	26	20	15	0					
+1	94	89	84	78	73	67	62	56	51	45	40	35	29	24	19	5					
2	95	90	84	79	74	69	63	58	53	48	43	38	32	27	22	9	3				
3	95	90	85	80	75	70	65	60	55	50	45	40	35	30	25	13	7	2			
4	95	90	85	81	76	71	66	61	57	52	47	43	38	33	28	17	12	6	1		
5	95	91	86	81	77	72	68	63	58	54	49	45	40	36	31	21	16	11	6	1	0
6	96	91	87	82	78	73	69	64	60	56	51	47	43	38	34	24	19	14	10	5	
7	96	91	87	83	78	74	70	66	61	57	53	49	45	41	36	27	22	18	13	9	4
8	96	92	88	83	79	75	71	67	63	59	55	51	47	43	39	30	25	21	17	12	8
9	96	92	88	84	80	76	72	68	64	60	56	52	48	45	41	35	31	27	23	19	15
10	96	92	88	84	81	77	73	69	66	62	58	54	50	47	43	37	33	29	26	22	18
11	96	92	89	85	81	78	74	70	67	63	59	56	52	49	45	40	36	32	28	24	21
12	96	93	89	86	82	79	75	71	68	64	61	57	54	51	47	44	40	37	33	30	27
13	97	93	90	86	83	79	76	73	69	66	62	59	56	52	49	46	42	39	36	32	29
14	97	93	90	87	83	80	77	74	70	67	64	60	57	54	51	48	45	41	38	35	32
15	97	93	90	87	84	81	78	75	71	68	65	62	59	56	53	50	47	44	40	37	34
16	97	94	91	88	85	82	79	76	73	70	67	64	60	57	54	51	48	46	43	40	37
17	97	94	91	88	85	82	79	76	73	70	67	64	60	57	54	51	48	46	43	40	37
18	97	94	91	89	86	83	80	77	74	72	69	66	63	60	58	55	52	49	47	44	41
19	97	94	92	89	86	83	80	78	75	72	70	67	64	62	59	56	54	51	48	46	43
20	97	94	92	89	87	84	81	78	76	73	71	68	65	63	60	58	55	53	50	48	45

TABLE IX.—Relative humidity, percent—Fahrenheit temperatures—Continued

[Pressure=25.0 inches]

Air temperature <i>t</i>	Depression of wet-bulb thermometer (<i>t-t'</i>)																					
	0.5	1.0	1.5	2.0	2.5	3.0	3.5	4.0	4.5	5.0	5.5	6.0	6.5	7.0	7.5	8.0	8.5	9.0	9.5	10.0	10.5	
20	93	87	80	73	67	60	54	48	41	35	28	22	16	10	4							
21	94	87	80	74	68	61	55	49	43	37	31	25	19	13	7	1						
22	94	87	81	75	69	62	56	50	45	39	33	27	21	15	10	4						
23	94	88	82	76	70	64	58	52	46	40	35	29	24	18	13	7	2					
24	94	88	82	76	71	65	59	53	48	42	37	31	26	21	15	10	5					
25	94	88	83	77	71	66	60	55	49	44	38	33	28	23	18	13	8					
26	95	89	83	78	72	67	61	56	51	45	40	35	30	25	20	15	10	5				
27	95	89	84	78	73	68	63	57	52	47	42	37	32	27	22	17	13	8				
28	95	89	84	79	74	69	64	59	54	49	44	39	34	29	25	20	15	11	6			
29	95	90	85	80	75	70	65	60	55	50	45	40	36	31	27	22	18	13	9			0
30	95	90	85	80	75	70	66	61	56	52	47	42	38	33	29	24	20	16	11	7		3
31	95	90	85	81	76	71	67	62	57	53	48	44	39	35	31	26	22	18	14	10		5
32	95	90	86	81	77	72	68	63	58	54	50	45	41	37	33	28	24	20	16	12		8
33	95	91	87	82	78	73	69	64	60	56	51	47	43	39	35	31	27	23	19	15		11
34	95	91	87	83	79	74	70	65	61	57	53	49	45	41	36	32	29	25	21	17		13
35	96	92	87	83	79	75	71	67	62	58	54	50	46	42	38	34	31	27	23	19		15
36	96	92	88	84	80	76	72	68	64	60	56	52	48	44	40	36	33	29	25	21		18
37	96	92	88	84	81	77	73	69	65	61	57	53	49	46	42	38	34	31	27	24		20
38	96	92	88	84	81	77	73	69	65	62	58	55	51	47	44	40	36	33	29	26		22
39	96	92	89	85	81	77	73	70	66	63	59	56	52	49	45	42	38	34	31	28		24
40	96	92	89	85	81	78	74	70	67	64	60	57	53	50	47	43	40	36	33	29		26
41	96	93	89	85	82	79	75	71	68	64	61	58	54	51	48	45	41	38	35	31		28
42	96	93	89	86	82	79	75	72	68	65	62	59	55	52	49	46	42	39	36	33		30
43	96	93	89	86	82	79	75	72	69	66	62	59	56	53	50	47	44	41	37	34		31
44	97	93	90	86	83	80	76	73	70	67	63	60	57	54	51	48	45	42	39	36		33
45	97	93	90	87	83	80	77	73	70	67	64	61	58	55	52	49	46	43	40	37		34
46	97	93	90	87	84	81	77	74	71	68	65	62	59	56	53	50	47	44	41	38		35
47	97	93	90	87	84	81	77	74	71	68	65	62	59	57	54	51	48	45	42	39		37
48	97	94	90	87	84	81	78	75	72	69	66	63	60	57	54	52	49	46	43	40		38
49	97	94	91	88	84	81	78	75	72	69	67	64	61	58	55	52	50	47	45	42		39
50	97	94	91	88	85	82	79	76	73	70	67	64	62	59	56	53	51	48	46	43		40
51	97	94	91	88	85	82	79	76	73	71	68	65	62	60	57	54	52	49	47	44		41
52	97	94	91	88	85	83	80	77	74	71	68	66	63	60	58	55	53	50	48	45		42
53	97	94	91	88	86	83	80	77	74	71	69	66	64	61	58	56	53	51	49	46		43
54	97	94	91	88	86	83	80	77	75	72	69	67	64	62	59	57	54	52	49	47		44
55	97	94	91	89	86	83	81	78	75	72	70	67	65	62	60	57	55	53	50	48		45
56	97	94	92	89	86	83	81	78	75	73	71	68	65	63	60	58	56	53	51	49		46
57	97	94	92	89	86	84	81	78	76	73	71	68	66	63	61	59	56	54	52	49		47
58	97	95	92	89	87	84	81	79	76	74	71	69	66	64	62	59	57	55	52	50		48
59	97	95	92	90	87	84	82	79	77	74	72	69	67	65	62	60	58	56	53	51		48
60	97	95	92	90	87	85	82	79	77	74	72	70	67	65	63	61	58	56	54	52		49
61	97	95	92	90	87	85	82	80	77	75	73	70	68	66	63	61	59	57	54	52		50
62	97	95	92	90	87	85	83	80	78	75	73	71	68	66	64	62	59	57	55	53		51
63	97	95	92	90	87	85	83	80	78	76	73	71	69	67	64	62	60	58	56	54		51
64	97	95	93	90	88	85	83	81	78	76	74	72	69	67	65	63	61	59	56	54		52
65	98	95	93	90	88	86	83	81	79	76	74	72	70	68	65	63	61	59	57	55		53
66	98	95	93	90	88	86	84	81	79	77	74	72	70	68	66	64	62	60	58	56		54
67	98	95	93	90	88	86	84	81	79	77	75	73	70	68	66	64	62	60	58	56		54
68	98	95	93	91	88	86	84	81	79	77	75	73	71	69	67	65	63	61	59	57		55
69	98	95	93	91	89	86	84	82	80	78	75	73	71	69	67	65	63	61	59	57		56
70	98	95	93	91	89	86	84	82	80	78	76	74	72	70	68	66	64	62	60	58		56
71	98	96	93	91	89	87	85	82	80	78	76	74	72	70	68	66	64	62	60	59		57
72	98	96	93	91	89	87	85	83	80	78	76	74	72	70	68	66	65	63	61	59		57
73	98	96	93	91	89	87	85	83	81	79	77	75	73	71	69	67	65	63	61	60		58
74	98	96	93	91	89	87	85	83	81	79	77	75	73	71	69	67	65	63	62	60		58
75	98	96	94	91	89	87	85	83	81	79	77	75	73	71	70	68	66	64	62	60		59
76	98	96	94	91	89	87	85	83	81	79	77	75	74	72	70	68	66	64	62	61		59
77	98	96	94	91	89	87	85	83	81	79	78	76	74	72	70	68	66	65	63	61		60
78	98	96	94	92	90	88	86	84	82	80	78	76	74	72	70	69	67	65	63	62		60
79	98	96	94	92	90	88	86	84	82	80	78	76	74	72	71	69	67	66	64	62		60
80	98	96	94	92	90	88	86	84	82	80	78	76	75	73	71	69	68	66	64	62		61

TABLE IX.—Relative humidity, percent—Fahrenheit temperatures—Continued

[Pressure=25.0 inches]

Air temperature <i>t</i>	Depression of wet-bulb thermometer (<i>t-t'</i>)															
	1	2	3	4	5	6	7	8	9	10	11	12	13	14	15	16
80	96	92	88	84	80	76	73	69	66	62	59	56	53	50	47	44
82	96	92	88	84	81	77	73	70	67	63	60	57	54	51	48	45
84	96	92	88	85	81	77	74	71	67	64	61	58	55	52	49	46
86	96	92	89	85	81	78	74	71	68	65	61	58	55	52	50	47
88	96	92	89	85	82	78	75	72	68	65	62	59	56	53	51	48
90	96	92	89	85	82	79	75	72	69	66	63	60	57	54	51	49
92	96	93	89	86	82	79	76	73	70	66	64	61	58	55	52	50
94	96	93	89	86	83	80	76	73	70	67	64	61	58	56	53	51
96	96	93	90	86	83	80	76	73	70	68	65	62	59	57	54	51
98	97	93	90	86	83	80	77	74	71	68	65	63	60	57	55	52
100	97	93	90	87	83	80	77	74	71	69	66	63	60	58	55	53
102	97	93	90	87	84	81	78	75	72	69	66	64	61	58	56	54
104	97	93	90	87	84	81	78	75	72	69	67	64	62	59	57	54
106	97	93	90	87	84	81	78	75	72	70	67	65	62	60	57	55
108	97	94	90	87	84	81	78	76	73	70	68	65	63	60	58	55
110	97	94	90	87	84	81	79	76	73	71	68	66	63	61	58	56
112	97	94	91	88	85	82	79	76	74	71	68	66	64	61	59	57
114	97	94	91	88	85	82	79	77	74	71	69	66	64	62	59	57
116	97	94	91	88	85	82	80	77	74	72	69	67	64	62	60	58
118	97	94	91	88	85	83	80	77	75	72	70	67	65	63	60	58
120	97	94	91	88	85	83	80	77	75	72	70	68	65	63	61	59
122	97	94	91	88	86	83	80	78	75	73	70	68	66	63	61	59
124	97	94	91	88	86	83	81	78	75	73	71	68	66	64	62	60
126	97	94	91	89	86	83	81	78	76	73	71	69	66	64	62	60
128	97	94	91	89	86	83	81	78	76	74	71	69	67	65	62	60
130	97	94	92	89	86	84	81	79	76	74	72	69	67	65	63	61
132	97	94	92	89	86	84	81	79	77	74	72	70	67	65	63	61
134	97	94	92	89	87	84	82	79	77	74	72	70	68	66	64	62
136	97	95	92	89	87	84	82	79	77	75	72	70	68	66	64	62
138	97	95	92	89	87	84	82	80	77	75	73	71	68	66	64	62
140	97	95	92	89	87	85	82	80	77	75	73	71	69	67	65	63

<i>t</i>	Depression of wet-bulb thermometer (<i>t-t'</i>)															
	17	18	19	20	21	22	23	24	25	26	27	28	29	30	31	32
80	41	38	35	32	30	27	25	22	20	17	15	12	10	8	6	4
82	42	39	37	34	31	29	26	24	21	19	17	14	12	10	8	6
84	43	40	38	35	32	30	28	25	23	21	18	16	14	12	10	8
86	44	41	39	36	34	31	29	27	24	22	20	18	16	14	12	10
88	45	43	40	38	35	33	30	28	26	24	21	19	17	15	13	11
90	46	44	41	39	36	34	32	29	27	25	23	21	19	17	15	13
92	47	45	42	40	37	35	33	31	28	26	24	22	20	18	16	15
94	48	46	43	41	38	36	34	32	30	28	26	24	22	20	18	16
96	49	46	44	42	39	37	35	33	31	29	27	25	23	21	19	17
98	50	47	45	43	40	38	36	34	32	30	28	26	24	22	21	19
100	50	48	46	43	41	39	37	35	33	31	29	27	25	23	22	20
102	51	49	47	44	42	40	38	36	34	32	30	28	26	25	23	21
104	52	50	47	45	43	41	39	37	35	33	31	29	27	26	24	22
106	52	50	48	46	44	42	40	38	36	34	32	30	28	27	25	23
108	53	51	49	47	45	42	40	38	37	35	33	31	29	28	26	24
110	54	51	49	47	45	43	41	39	37	35	34	32	30	29	27	25
112	54	52	50	48	46	44	42	40	38	36	35	33	31	30	28	26
114	55	53	51	49	47	45	43	41	39	37	35	34	32	30	29	27
116	55	53	51	49	47	45	43	42	40	38	36	34	33	31	30	28
118	56	54	52	50	48	46	44	42	40	39	37	35	34	32	30	29
120	56	54	52	50	48	47	45	43	41	39	38	36	34	33	31	30
122	57	55	53	51	49	47	45	43	42	40	38	37	35	33	32	30
124	58	55	53	51	50	48	46	44	42	41	39	37	36	34	33	31
126	58	56	54	52	50	48	46	45	43	41	40	38	36	35	33	32
128	58	56	54	52	51	49	47	45	44	42	40	39	37	36	34	33
130	59	57	55	53	51	49	47	46	44	42	41	39	38	36	35	33
132	59	57	55	53	52	50	48	46	45	43	41	40	38	37	35	34
134	60	58	56	54	52	50	48	47	45	44	42	40	39	37	36	34
136	60	58	56	54	52	51	49	47	46	44	42	41	39	38	36	35
138	60	58	57	55	53	51	49	48	46	45	43	41	40	39	37	36
140	61	59	57	55	53	52	50	48	47	45	43	42	40	39	38	36

TABLE IX.—Relative humidity, percent—Fahrenheit temperatures—Continued

[Pressure=25.0 inches]

Air temperature <i>t</i>	Depression of wet-bulb thermometer (<i>t-t'</i>)															
	33	34	35	36	37	38	39	40	41	42	43	44	45	46	47	48
80	2															
82	4	2														
84	6	4	2	0												
86	8	6	4	2	0											
88	9	8	6	4	2	1										
90	11	9	8	6	4	2	1									
92	13	11	9	8	6	4	3	1								
94	14	13	11	9	8	6	4	3	1							
96	16	14	12	11	9	7	6	4	3	2	0					
98	17	15	14	12	11	9	7	6	5	3	2	0				
100	18	17	15	13	12	10	9	8	6	5	3	2	1			
102	20	18	16	15	13	12	10	9	8	6	5	3	2	1		
104	21	19	18	16	14	13	12	10	9	8	6	5	4	2	1	0
106	22	20	19	17	16	14	13	11	10	9	8	6	5	4	3	1
108	23	21	20	18	17	15	14	13	11	10	9	8	6	5	4	3
110	24	22	21	19	18	17	15	14	12	11	10	9	8	6	5	4
112	25	23	22	20	19	18	16	15	14	12	11	10	9	8	6	5
114	26	24	23	21	20	19	17	16	15	13	12	11	10	9	8	7
116	27	25	24	22	21	20	18	17	16	14	13	12	11	10	9	8
118	27	26	25	23	22	20	19	18	17	15	14	13	12	11	10	9
120	28	27	25	24	23	21	20	19	18	16	15	14	13	12	11	10
122	29	28	26	25	23	22	21	20	18	17	16	15	14	13	12	11
124	30	28	27	26	24	23	22	20	19	18	17	16	15	14	13	12
126	30	29	28	26	25	24	23	21	20	19	18	17	16	15	13	12
128	31	30	28	27	26	25	23	22	21	20	19	17	16	15	14	13
130	32	30	29	28	26	25	24	23	22	20	19	18	17	16	15	14
132	32	31	30	28	27	26	25	24	22	21	20	19	18	17	16	15
134	33	32	30	29	28	27	25	24	23	22	21	20	19	18	17	16
136	34	32	31	30	29	27	26	25	24	23	22	20	19	18	17	16
138	34	33	32	30	29	28	27	26	24	23	22	21	20	19	18	17
140	35	34	32	31	30	29	27	26	25	24	23	22	21	20	19	18

TABLE X.—Relative humidity, percent—Fahrenheit temperatures—

[Pressure=23.0 inches]

Air temperature <i>t</i>	Depression of wet-bulb thermometer (<i>t-t'</i>)																				
	0.2	0.4	0.6	0.8	1.0	1.2	1.4	1.6	1.8	2.0	2.2	2.4	2.6	2.8	3.0	3.2	3.4	3.6	3.8	4.0	4.2
	<i>t-t'</i>																				
-40	59	16																			
-39	61	21																			
-38	62	25																			
-37	64	28																			
-36	66	31																			
-35	68	35	4																		
-34	70	39	9																		
-33	72	42	14																		
-32	73	45	18																		
-31	74	48	22																		
-30	76	51	26	1																	
-29	77	54	30	6																	
-28	79	57	34	12																	
-27	80	59	37	18																	
-26	81	62	40	22	2																
-25	82	64	44	26	8																
-24	82	65	47	30	13																
-23	83	66	50	34	18																
-22	84	68	53	37	22																
-21	85	70	55	40	26	10															
-20	86	71	57	44	30	15	2														
-19	86	73	59	47	34	20	6														
-18	87	74	62	50	37	24	11														
-17	88	75	63	52	40	27	16	3													
-16	89	77	65	54	43	31	20	8													
-15	89	78	67	57	46	35	24	13	2												
-14	90	79	69	59	48	38	28	17	7												
-13	90	80	71	61	51	41	31	22	12	2											
-12	90	81	72	63	53	44	35	26	16	7											
-11	91	82	73	64	56	47	38	29	20	11	2										
-10	92	83	75	66	58	50	41	32	24	16	7										
-9	92	84	76	68	60	52	44	36	28	20	12	4									
-8	92	85	77	69	62	54	46	38	31	23	16	8	0								
-7	93	85	78	70	63	56	49	41	34	27	20	12	5								
-6	93	86	79	72	65	58	51	44	37	30	23	16	9	3							
-5	93	86	80	73	66	59	53	46	40	33	26	20	13	7	0						
-4	93	87	81	74	68	61	55	49	42	36	30	23	17	10	4						
-3	94	88	82	75	69	63	57	51	45	39	33	27	21	14	9						
-2	94	88	82	76	70	65	59	53	47	41	36	30	24	18	12						
-1	94	89	83	77	72	66	61	55	50	44	39	33	28	22	16						
0	95	89	84	79	73	68	62	57	52	47	41	36	31	26	20						
+1	95	90	85	80	74	69	64	59	54	49	44	39	34	29	24						
2	95	90	85	81	76	71	66	61	56	51	47	42	37	32	27						
3	95	91	86	81	77	72	67	63	58	53	49	44	40	35	30						
4	95	91	86	82	77	73	69	64	60	55	51	46	42	38	33						
5	96	91	87	82	78	74	70	65	61	57	53	48	44	40	36						
6	96	91	87	83	79	75	71	66	62	58	54	50	46	42	38						
7	96	92	88	84	80	76	72	68	64	60	56	52	48	44	40						
8	96	92	88	84	80	76	73	69	65	61	58	54	50	46	42						
9	96	92	89	85	81	77	74	70	66	63	59	55	52	48	44						
10	96	93	89	85	82	78	74	71	68	64	61	57	53	50	46						
11	96	93	89	86	82	79	75	72	69	65	62	58	55	52	48						
12	97	93	90	86	83	80	76	73	70	66	63	60	57	53	50						
13	97	93	90	87	84	81	77	74	71	68	64	61	58	55	52						
14	97	94	91	87	84	81	78	75	72	69	66	63	60	57	54						
15	97	94	91	88	85	82	79	76	73	70	67	64	61	58	55						
16	97	94	91	88	85	83	80	77	74	71	68	66	63	60	57						
17	97	94	92	89	86	83	81	78	75	72	69	67	64	61	59						
18	97	95	92	89	86	84	81	79	76	73	71	68	65	63	60						
19	97	95	92	89	87	84	82	79	77	74	71	69	66	64	61						
20	97	95	92	90	87	85	82	80	77	75	72	70	67	65	63						

TABLE X.—Relative humidity, percent—Fahrenheit temperatures—Continued

[Pressure=23.0 inches]

Air temperature <i>t</i>	Depression of wet-bulb thermometer (<i>t-t'</i>)																				
	0.5	1.0	1.5	2.0	2.5	3.0	3.5	4.0	4.5	5.0	5.5	6.0	6.5	7.0	7.5	8.0	8.5	9.0	9.5	10.0	10.5
20	94	87	81	75	69	63	56	50	44	38	32	26	21	15	9	3					
21	94	87	81	75	69	63	57	52	46	40	34	29	23	17	12	6	1				
22	94	88	82	76	70	64	59	53	47	42	36	31	25	20	15	9	4				
23	94	88	82	77	71	65	60	54	49	43	38	33	28	22	17	12	7	2			
24	94	89	83	78	72	67	61	56	50	45	40	35	30	25	20	15	10	5			
25	95	89	84	78	73	68	62	57	52	47	42	37	32	27	22	17	12	8	3		
26	95	89	84	79	73	68	63	58	53	48	43	38	34	29	24	19	15	10	6	1	
27	95	90	84	79	74	69	64	59	55	50	45	40	35	31	26	22	17	13	8	4	
28	95	90	85	80	75	70	65	60	56	51	46	42	37	33	28	24	19	15	11	6	2
29	95	90	85	80	76	71	66	62	57	52	48	43	39	35	30	26	22	17	13	9	5
30	95	90	86	81	76	72	67	63	58	54	49	45	41	36	32	28	24	20	16	11	7
31	95	91	86	81	77	72	68	64	59	55	51	46	42	38	34	30	26	22	18	14	10
32	95	91	86	82	77	73	69	65	60	56	52	48	44	40	36	32	28	24	20	16	12
33	96	92	87	83	78	74	70	66	62	57	53	49	45	41	38	34	30	26	22	18	15
34	96	92	88	84	79	75	71	67	63	59	55	51	47	43	39	35	32	28	24	21	17
35	96	92	88	84	80	76	72	68	64	60	56	52	49	45	41	37	34	30	26	23	19
36	96	92	88	84	80	77	73	69	65	61	58	54	50	46	43	39	35	32	28	25	21
37	96	93	89	85	81	78	74	70	66	63	59	55	52	48	44	41	37	34	30	27	23
38	96	93	89	85	81	78	74	71	67	64	60	57	53	49	46	42	39	36	32	29	25
39	96	93	89	85	81	78	75	71	68	65	61	57	54	51	48	44	41	37	34	31	27
40	96	93	89	85	82	79	75	72	68	65	62	58	55	52	49	45	42	39	36	32	29
41	96	93	89	86	82	79	76	72	69	66	62	59	56	53	50	47	44	41	37	34	31
42	96	93	89	86	83	80	76	73	70	67	63	60	57	54	51	48	45	42	39	36	33
43	96	93	90	87	83	80	77	73	70	67	64	61	58	55	52	49	46	43	40	37	34
44	97	94	90	87	83	80	77	74	71	68	65	62	59	56	53	50	47	44	41	39	36
45	97	94	90	87	84	81	78	74	71	68	65	62	60	57	54	51	48	45	42	40	37
46	97	94	90	87	84	81	78	75	72	69	66	63	60	57	55	52	49	46	44	41	38
47	97	94	90	87	84	81	78	75	72	70	67	64	61	58	55	53	50	47	45	42	39
48	97	94	91	88	85	82	79	76	73	70	67	65	62	59	56	54	51	48	46	43	40
49	97	94	91	88	85	82	79	76	73	71	68	65	62	60	57	54	52	49	47	44	41
50	97	94	91	88	85	82	79	77	74	71	68	66	63	60	57	55	52	50	48	45	42
51	97	94	91	88	86	83	80	77	75	72	69	66	64	61	58	56	53	51	49	46	43
52	97	94	91	89	86	83	80	78	75	72	70	67	64	61	59	57	54	52	49	47	44
53	97	94	91	89	86	83	80	78	75	72	70	67	65	62	60	57	55	52	50	48	45
54	97	94	92	89	86	83	81	78	76	73	70	68	65	63	60	58	56	53	51	48	46
55	97	95	92	89	86	84	81	78	76	73	71	69	66	63	61	59	56	54	52	49	47
56	97	95	92	89	87	84	81	79	76	74	71	69	67	64	62	59	57	55	52	50	48
57	97	95	92	89	87	84	82	79	77	74	72	69	67	65	62	60	57	55	53	51	49
58	97	95	92	89	87	84	82	79	77	74	72	70	67	65	63	61	58	56	54	52	50
59	97	95	92	90	87	85	82	80	77	75	73	70	68	65	63	61	59	57	55	53	50
60	97	95	92	90	87	85	82	80	78	75	73	71	68	66	64	62	59	57	55	53	51
61	97	95	92	90	88	85	83	80	78	76	73	71	69	67	64	62	60	58	56	54	52
62	97	95	92	90	88	85	83	81	78	76	74	72	69	67	65	63	61	59	56	54	52
63	97	95	93	90	88	85	83	81	79	76	74	72	70	67	65	63	61	59	57	55	53
64	97	95	93	90	88	86	83	81	79	77	74	72	70	68	66	64	62	60	58	56	54
65	98	95	93	91	88	86	84	81	79	77	75	73	71	69	66	64	62	60	58	56	54
66	98	95	93	91	88	86	84	82	79	77	75	73	71	69	67	65	63	61	59	57	55
67	98	95	93	91	89	86	84	82	80	77	75	73	71	69	67	65	63	61	59	57	55
68	98	95	93	91	89	86	84	82	80	78	76	74	72	70	68	66	64	62	60	58	56
69	98	96	93	91	89	87	84	82	80	78	76	74	72	70	68	66	64	62	60	58	57
70	98	96	93	91	89	87	85	83	80	78	76	74	72	70	68	66	64	63	61	59	57
71	98	96	93	91	89	87	85	83	81	79	77	75	73	71	69	67	65	63	61	59	58
72	98	96	93	91	89	87	85	83	81	79	77	75	73	71	69	67	65	64	62	60	58
73	98	96	93	91	89	87	85	83	81	79	77	75	73	71	70	68	66	64	62	60	59
74	98	96	94	91	89	87	85	83	81	79	77	75	74	72	70	68	66	64	63	61	59
75	98	96	94	91	89	87	85	83	81	80	78	76	74	72	70	68	66	65	63	61	60
76	98	96	94	92	90	88	86	84	82	80	78	76	74	72	70	69	67	65	63	62	60
77	98	96	94	92	90	88	86	84	82	80	78	76	74	72	71	69	67	66	64	62	60
78	98	96	94	92	90	88	86	84	82	80	78	76	75	73	71	69	68	66	64	62	61
79	98	96	94	92	90	88	86	84	82	80	78	77	75	73	71	70	68	66	65	63	61
80	98	96	94	92	90	88	86	84	82	80	79	77	75	73	72	70	68	67	65	63	62

TABLE X.—Relative humidity, percent—Fahrenheit temperatures—Continued
[Pressure=23.0 inches]

Air temperature <i>t</i>	Depression of wet-bulb thermometer (<i>t-t'</i>)																				
	11.0	11.5	12.0	12.5	13.0	13.5	14.0	14.5	15.0	15.5	16.0	16.5	17.0	17.5	18.0	18.5	19.0	19.5	20.0	20.5	21.0
29	1																				
30	4																				
31	6	2																			
32	9	5	1																		
33	11	7	4	0																	
34	13	10	6	3																	
35	16	12	9	5	2																
36	18	15	11	8	4	1															
37	20	17	13	10	7	4	0														
38	22	19	16	12	9	6	3														
39	24	21	18	15	12	8	5	2													
40	26	23	20	17	14	11	8	5	2												
41	28	25	22	19	16	13	10	7	4	1											
42	30	27	24	21	18	15	12	9	6	3	0										
43	31	28	26	23	20	17	14	11	8	6	3	0									
44	33	30	27	25	22	19	16	13	11	8	5	3	0								
45	34	31	28	26	24	21	18	15	13	10	7	5	2								
46	35	33	30	27	25	22	20	17	15	12	9	7	4	2							
47	37	34	31	29	26	24	21	19	17	14	11	9	6	4	2						
48	38	35	32	30	28	25	23	21	18	16	13	11	9	6	4	1					
49	39	37	34	31	29	27	24	22	20	17	15	13	10	8	6	3	1				
50	40	38	35	33	30	28	26	23	21	19	17	14	12	10	8	5	3	1			
51	41	39	36	34	32	29	27	25	23	20	18	16	14	12	9	7	5	3	1		
52	42	40	37	35	33	31	28	26	24	22	20	17	15	13	11	9	7	5	3	1	
53	43	41	38	36	34	32	29	27	25	23	21	19	17	15	13	11	9	7	5	3	1
54	44	42	39	37	35	33	31	29	26	24	22	20	18	16	14	12	10	8	6	4	2
55	45	43	40	38	36	34	32	30	28	26	24	22	20	18	16	14	12	10	8	6	4
56	46	44	41	39	37	35	33	31	29	27	25	23	21	19	17	15	13	11	9	7	6
57	47	44	42	40	38	36	34	32	30	28	26	24	22	20	18	16	14	13	11	9	7
58	48	45	43	41	39	37	35	33	31	29	27	25	23	21	20	18	16	14	12	10	9
59	48	46	44	42	40	38	36	34	32	30	28	26	24	22	21	19	17	15	14	12	10
60	49	47	45	43	41	39	37	35	33	31	29	27	26	24	22	20	18	16	15	13	11
61	50	48	46	44	42	40	38	36	34	32	30	29	27	25	23	21	20	18	16	14	13
62	50	48	46	45	43	41	39	37	35	33	31	30	28	26	24	23	21	19	17	16	14
63	51	49	47	45	43	41	40	38	36	34	32	31	29	27	25	24	22	20	19	17	15
64	52	50	48	46	44	42	40	39	37	35	33	32	30	28	26	25	23	21	20	18	16
65	52	50	49	47	45	43	41	39	38	36	34	32	31	29	27	26	24	22	21	19	18
66	53	51	49	47	46	44	42	40	38	37	35	33	32	30	28	27	25	24	22	20	19
67	54	52	50	48	46	44	43	41	39	37	36	34	33	31	29	28	26	25	23	21	20
68	54	52	50	49	47	45	44	42	40	38	37	35	33	32	30	29	27	25	24	22	21
69	55	53	51	49	48	46	44	42	41	39	37	36	34	33	31	30	28	26	25	23	22
70	55	53	52	50	48	47	45	43	42	40	38	37	35	33	32	30	29	27	26	24	23
71	56	54	52	51	49	47	46	44	42	41	39	37	36	34	33	31	30	28	27	25	24
72	56	55	53	51	50	48	46	45	43	41	40	38	37	35	34	32	31	29	28	26	25
73	57	55	53	52	50	48	47	45	44	42	40	39	37	36	34	33	31	30	29	27	26
74	57	56	54	52	51	49	47	46	44	43	41	39	38	37	35	34	32	31	29	28	27
75	58	56	55	53	51	50	48	46	45	43	42	40	39	37	36	34	33	32	30	29	27
76	58	57	55	53	52	50	49	47	45	44	42	41	39	38	37	35	34	32	31	29	28
77	59	57	55	54	52	51	49	48	46	44	43	41	40	39	37	36	34	33	32	30	29
78	59	57	56	54	53	51	50	48	47	45	44	42	41	39	38	36	35	34	32	31	29
79	60	58	56	55	53	52	50	49	47	46	44	43	41	40	39	37	36	34	33	32	30
80	60	58	57	55	54	52	51	49	48	46	45	43	42	41	39	38	37	35	34	33	31

<i>t</i>	<i>(t-t')</i>													
	22	23	24	25	26	27	28	29	30	31	32	33	34	
60	8	5	1											
61	9	6	3											
62	11	8	4	1										
63	12	9	6	3										
64	13	10	7	4	1									
65	15	12	9	6	3									
66	16	13	10	7	4	1								
67	17	14	11	8	5	3								
68	18	15	12	9	7	4	1							
69	19	16	13	11	8	5	3	0						
70	20	17	14	12	9	6	4	1						
71	21	18	15	13	10	8	5	3	0					
72	22	19	16	14	11	9	6	4	1					
73	23	20	17	15	12	10	7	5	3	0				
74	24	21	18	16	13	11	9	6	4	2				
75	25	22	19	17	14	12	10	7	5	3	1			
76	25	23	20	18	15	13	11	8	6	4	2			
77	26	24	21	19	16	14	12	9	7	5	3	1		
78	27	25	22	20	17	15	13	10	8	6	4	2		
79	28	25	23	21	18	16	14	11	9	7	5	3	1	
80	29	26	24	21	19	17	15	12	10	8	6	4	2	

TABLE X.—Relative humidity, percent—Fahrenheit temperatures—Continued

[Pressure=23.0 inches]

Air- tem- pera- ture <i>t</i>	Depression of wet-bulb thermometer (<i>t-t'</i>)															
	1	2	3	4	5	6	7	8	9	10	11	12	13	14	15	16
80	96	92	88	84	80	77	73	70	67	63	60	57	54	51	48	45
82	96	92	88	85	81	77	74	71	67	64	61	58	55	52	49	46
84	96	92	89	85	81	78	74	71	68	65	61	58	55	53	50	47
86	96	92	89	85	81	78	75	71	68	65	62	59	56	53	50	48
88	96	93	89	85	82	79	75	72	69	66	63	60	57	54	51	49
90	96	93	89	86	82	79	76	73	69	66	63	61	58	55	52	50
92	96	93	89	86	83	79	76	73	70	67	64	61	58	56	53	51
94	96	93	89	86	83	80	76	73	70	67	65	62	59	56	54	52
96	96	93	90	86	83	80	77	74	71	68	65	62	60	57	55	52
98	97	93	90	87	83	80	77	74	71	68	66	63	60	58	55	53
100	97	93	90	87	84	80	77	75	72	69	66	64	61	58	56	53
102	97	93	90	87	84	81	78	75	72	69	67	64	61	59	57	54
104	97	93	90	87	84	81	78	75	72	70	67	65	62	59	57	55
106	97	94	90	87	84	81	78	76	73	70	68	65	62	60	58	55
108	97	94	90	87	84	82	79	76	73	71	68	65	63	61	58	56
110	97	94	91	88	85	82	79	76	74	71	68	66	63	61	59	56
112	97	94	91	88	85	82	79	77	74	71	69	66	64	62	59	57
114	97	94	91	88	85	82	80	77	74	72	69	67	64	62	60	58
116	97	94	91	88	85	82	80	77	75	72	70	67	65	62	60	58
118	97	94	91	88	85	83	80	77	75	72	70	67	65	63	61	58
120	97	94	91	88	85	83	80	77	75	73	70	68	65	63	61	59
122	97	94	91	89	86	83	80	78	75	73	71	68	66	64	62	59
124	97	94	91	89	86	83	81	78	76	73	71	68	66	64	62	60
126	97	94	91	89	86	83	81	78	76	74	71	69	67	65	62	60
128	97	94	91	89	86	84	81	79	76	74	72	69	67	65	63	61
130	97	94	92	89	86	84	81	79	76	74	72	70	67	65	63	61
132	97	94	92	89	86	84	81	79	77	74	72	70	68	66	63	61
134	97	95	92	89	87	84	82	79	77	75	72	70	68	66	64	62
136	97	95	92	89	87	84	82	79	77	75	73	70	68	66	64	62
138	97	95	92	89	87	84	82	80	77	75	73	71	69	66	64	62
140	97	95	92	90	87	85	82	80	78	75	73	71	69	67	65	63

<i>t</i>	Depression of wet-bulb thermometer (<i>t-t'</i>)															
	17	18	19	20	21	22	23	24	25	26	27	28	29	30	31	32
80	42	39	37	34	31	29	26	24	21	19	17	15	12	10	8	6
82	43	40	38	35	33	30	28	25	23	21	19	16	14	12	10	8
84	44	42	39	36	34	31	29	27	24	22	20	18	16	14	12	10
86	45	43	40	38	35	33	30	28	26	24	22	20	17	15	13	12
88	46	44	41	39	36	34	32	29	27	25	23	21	19	17	15	13
90	47	45	42	40	37	35	33	31	28	26	24	22	20	18	17	15
92	48	46	43	41	38	36	34	32	30	28	26	24	22	20	18	16
94	49	46	44	42	39	37	35	33	31	29	27	25	23	21	19	18
96	50	47	45	43	40	38	36	34	32	30	28	26	24	22	21	19
98	50	48	46	43	41	39	37	35	33	31	29	27	25	24	22	20
100	51	49	46	44	42	40	38	36	34	32	30	28	26	25	23	21
102	52	50	47	45	43	41	39	37	35	33	31	29	27	26	24	22
104	52	50	48	46	44	42	40	38	36	34	32	30	28	27	25	23
106	53	51	49	47	44	42	40	38	37	35	33	31	29	28	26	24
108	54	51	49	47	45	43	41	39	37	36	34	32	30	29	27	25
110	54	52	50	48	46	44	42	40	38	36	35	33	31	30	28	26
112	55	53	51	48	46	45	43	41	39	37	35	34	32	30	29	27
114	55	53	51	49	47	45	43	41	40	38	36	34	33	31	30	28
116	56	54	52	50	48	46	44	42	40	39	37	35	34	32	30	29
118	56	54	52	50	48	46	45	43	41	39	38	36	34	33	31	30
120	57	55	53	51	49	47	45	43	42	40	38	37	35	33	32	30
122	57	55	53	51	49	48	46	44	42	41	39	37	36	34	33	31
124	58	56	54	52	50	48	46	45	43	41	39	38	36	35	33	32
126	58	56	54	52	50	49	47	45	43	42	40	39	37	35	34	33
128	59	57	55	53	51	49	47	46	44	42	41	39	38	36	35	33
130	59	57	55	53	51	50	48	46	45	43	41	40	38	37	35	34
132	59	57	56	54	52	50	48	47	45	43	42	40	39	37	36	34
134	60	58	56	54	52	51	49	47	46	44	42	41	39	38	36	35
136	60	58	56	55	53	51	49	48	46	44	43	41	40	38	37	36
138	61	59	57	55	53	51	50	48	46	45	43	42	40	39	37	36
140	61	59	57	55	54	52	50	49	47	45	44	42	41	39	38	37

TABLE X.—Relative humidity, percent—Fahrenheit temperatures—Continued
 [Pressure=23.0 inches]

Air temperature <i>t</i>	Depression of wet-bulb thermometer (<i>t-t'</i>)															
	33	34	35	36	37	38	39	40	41	42	43	44	45	46	47	48
80	4	2	0													
82	6	4	2	0												
84	8	6	4	2	1											
86	10	8	6	4	2	1										
88	11	10	8	6	4	3	1									
90	13	11	9	8	6	4	3	1								
92	14	13	11	9	8	6	5	3	2	0						
94	16	14	12	11	9	8	6	5	3	2	0					
96	17	15	14	12	11	9	8	6	5	3	2	1	0			
98	18	17	15	14	12	11	9	8	6	5	4	2	1			
100	20	18	16	15	13	12	10	9	8	6	5	4	2	1		0
102	21	19	18	16	15	13	12	10	9	8	6	5	4	3	1	2
104	22	20	19	17	16	14	13	12	10	9	8	6	5	4	3	3
106	23	21	20	18	17	16	14	13	11	10	9	8	7	5	4	3
108	24	22	21	19	18	17	15	14	12	11	10	9	8	7	5	4
110	25	23	22	20	19	18	16	15	14	12	11	10	9	8	7	6
112	26	24	23	21	20	19	17	16	15	14	12	11	10	9	8	7
114	27	25	24	22	21	20	18	17	16	15	13	12	11	10	9	8
116	27	26	25	23	22	20	19	18	17	15	14	13	12	11	10	9
118	28	27	25	24	23	21	20	19	18	16	15	14	13	12	11	10
120	29	28	26	25	23	22	21	20	18	17	16	15	14	13	12	11
122	30	28	27	26	24	23	22	21	19	18	17	16	15	14	13	12
124	30	29	28	26	25	24	22	21	20	19	18	17	16	15	14	13
126	31	30	28	27	26	25	23	22	21	20	19	18	16	15	14	13
128	32	30	29	28	26	25	24	23	22	20	19	18	17	16	15	14
130	32	31	30	28	27	26	25	23	22	21	20	19	18	17	16	15
132	33	32	30	29	28	27	25	24	23	22	21	20	19	18	17	16
134	34	32	31	30	28	27	26	25	24	23	21	20	19	18	17	16
136	34	33	32	30	29	28	27	25	24	23	22	21	20	19	18	17
138	35	33	32	31	30	28	27	26	25	24	23	22	21	20	19	18
140	35	34	33	31	30	29	28	27	26	24	23	22	21	20	19	18

TABLE XI.—Pressure of aqueous vapor for temperatures from 100° to 445° F., in inches of mercury

Temperature, ° F.	0	1	2	3	4	5	6	7	8	9
	<i>Inches</i>	<i>Inches</i>	<i>Inches</i>	<i>Inches</i>	<i>Inches</i>	<i>Inches</i>	<i>Inches</i>	<i>Inches</i>	<i>Inches</i>	<i>Inches</i>
100	1.916	1.975	2.035	2.097	2.160	2.225	2.292	2.360	2.431	2.503
110	2.576	2.652	2.730	2.810	2.891	2.975	3.061	3.148	3.239	3.331
120	3.425	3.522	3.621	3.723	3.827	3.933	4.042	4.154	4.268	4.385
130	4.504	4.627	4.752	4.880	5.011	5.145	5.282	5.422	5.565	5.712
140	5.862	6.015	6.171	6.331	6.495	6.662	6.832	7.006	7.184	7.366
150	7.552	7.742	7.936	8.133	8.335	8.541	8.752	8.966	9.186	9.409
160	9.637	9.870	10.108	10.350	10.597	10.850	11.107	11.369	11.636	11.909
170	12.187	12.470	12.759	13.054	13.354	13.660	13.972	14.289	14.613	14.943
180	15.279	15.621	15.970	16.325	16.687	17.055	17.430	17.812	18.202	18.598
190	19.001	19.412	19.830	20.255	20.688	21.129	21.578	22.034	22.499	22.972
200	23.45	23.94	24.44	24.95	25.46	25.99	26.52	27.06	27.62	28.18
210	28.75	29.33	29.92	30.52	31.13	31.75	32.38	33.02	33.67	34.33
220	35.01	35.69	36.38	37.08	37.79	38.52	39.26	40.01	40.77	41.55
230	42.34	43.14	43.94	44.76	45.59	46.44	47.31	48.19	49.08	49.98
240	50.89	51.82	52.76	53.72	54.69	55.67	56.67	57.68	58.71	59.76
250	60.82	61.89	62.98	64.08	65.20	66.33	67.48	68.66	69.85	71.04
260	72.26	73.50	74.75	76.02	77.31	78.61	79.93	81.27	82.63	84.01
270	85.41	86.82	88.25	89.70	91.18	92.67	94.18	95.70	97.25	98.82
280	100.41	102.03	103.66	105.32	106.99	108.69	110.41	112.15	113.91	115.69
290	117.50	119.33	121.18	123.05	124.94	126.86	128.81	130.78	132.78	134.80
300	136.8	138.9	141.0	143.1	145.2	147.4	149.6	151.8	154.1	156.4
310	158.7	161.0	163.3	165.7	168.1	170.6	173.0	175.5	178.0	180.5
320	183.1	185.8	188.4	191.1	193.8	196.5	199.3	202.1	204.9	207.7
330	210.6	213.5	216.4	219.4	222.4	225.4	228.5	231.6	234.7	237.9
340	241.1	244.3	247.6	250.9	254.2	257.6	261.1	264.5	268.0	271.5
350	275.1	278.7	282.3	285.9	289.6	293.3	297.1	300.9	304.8	308.7
360	312.6	316.5	320.5	324.6	328.7	332.8	337.0	341.2	345.4	349.7
370	354.1	358.4	362.8	367.3	371.8	376.4	380.9	385.5	390.2	394.9
380	399.7	404.5	409.3	414.1	419.1	424.1	429.1	434.1	439.2	444.4
390	449.7	454.9	460.1	465.5	470.9	476.4	481.9	487.4	493.0	498.7
400	504.4	510.1	515.9	521.7	527.6	533.6	539.5	545.6	551.7	557.9
410	564.1	570.3	576.6	582.9	589.3	595.7	602.3	608.9	615.5	622.1
420	628.8	635.6	642.5	649.4	656.3	663.3	670.4	677.5	684.7	691.9
430	699.2	706.6	714.0	721.4	728.9	736.5	744.2	751.9	759.6	767.4
440	775.3	783.2	791.3	799.3	807.4	815.5				

TABLE XII.—*Weight of a cubic foot of aqueous vapor at different temperatures and percentages of saturation*

Temperature, °F.	Percentage of saturation									
	10	20	30	40	50	60	70	80	90	100
-20	0.017	0.033	0.050	0.066	0.083	0.100	0.116	0.133	0.149	0.166
-19	0.017	0.035	0.052	0.070	0.087	0.104	0.122	0.139	0.157	0.174
-18	0.018	0.037	0.055	0.074	0.092	0.110	0.129	0.147	0.166	0.184
-17	0.020	0.039	0.059	0.078	0.098	0.118	0.137	0.157	0.176	0.196
-16	0.021	0.041	0.062	0.083	0.104	0.124	0.145	0.166	0.186	0.207
-15	0.022	0.044	0.065	0.087	0.109	0.131	0.153	0.174	0.196	0.218
-14	0.023	0.046	0.069	0.092	0.116	0.139	0.162	0.185	0.208	0.231
-13	0.024	0.049	0.073	0.097	0.122	0.146	0.170	0.194	0.219	0.243
-12	0.026	0.051	0.077	0.103	0.128	0.154	0.180	0.206	0.231	0.257
-11	0.027	0.054	0.081	0.108	0.135	0.162	0.189	0.216	0.243	0.270
-10	0.028	0.057	0.086	0.114	0.142	0.171	0.200	0.228	0.256	0.285
-9	0.030	0.060	0.090	0.120	0.150	0.180	0.210	0.240	0.270	0.300
-8	0.032	0.063	0.095	0.126	0.158	0.190	0.221	0.253	0.284	0.316
-7	0.033	0.066	0.100	0.133	0.166	0.199	0.232	0.266	0.299	0.332
-6	0.035	0.070	0.105	0.140	0.175	0.210	0.245	0.280	0.315	0.350
-5	0.037	0.074	0.111	0.148	0.185	0.222	0.259	0.296	0.333	0.370
-4	0.039	0.078	0.117	0.156	0.194	0.233	0.272	0.311	0.350	0.389
-3	0.041	0.082	0.123	0.164	0.206	0.247	0.288	0.329	0.370	0.411
-2	0.043	0.087	0.130	0.174	0.217	0.260	0.304	0.347	0.391	0.434
-1	0.046	0.091	0.137	0.183	0.228	0.274	0.320	0.366	0.411	0.457
0	0.048	0.096	0.144	0.192	0.240	0.289	0.337	0.385	0.433	0.481
+1	0.050	0.101	0.152	0.202	0.252	0.303	0.354	0.404	0.454	0.505
2	0.053	0.106	0.159	0.212	0.264	0.317	0.370	0.423	0.476	0.529
3	0.055	0.111	0.166	0.222	0.277	0.332	0.388	0.443	0.499	0.554
4	0.058	0.116	0.175	0.233	0.291	0.349	0.407	0.466	0.524	0.582
5	0.061	0.122	0.183	0.244	0.305	0.366	0.427	0.488	0.549	0.610
6	0.064	0.128	0.192	0.256	0.320	0.383	0.447	0.511	0.575	0.639
7	0.067	0.134	0.201	0.268	0.336	0.403	0.470	0.537	0.604	0.671
8	0.070	0.141	0.211	0.282	0.352	0.422	0.493	0.563	0.634	0.704
9	0.074	0.148	0.222	0.296	0.370	0.443	0.517	0.591	0.665	0.739
10	0.078	0.155	0.233	0.310	0.388	0.466	0.543	0.621	0.698	0.776
11	0.082	0.163	0.245	0.326	0.408	0.490	0.571	0.653	0.734	0.816
12	0.086	0.171	0.257	0.342	0.428	0.514	0.599	0.685	0.770	0.856
13	0.090	0.180	0.269	0.359	0.449	0.539	0.629	0.718	0.808	0.898
14	0.094	0.188	0.282	0.376	0.470	0.565	0.659	0.753	0.847	0.941
15	0.099	0.197	0.296	0.394	0.493	0.592	0.690	0.789	0.887	0.986
16	0.103	0.206	0.310	0.413	0.516	0.619	0.722	0.826	0.929	1.032
17	0.108	0.216	0.324	0.432	0.540	0.648	0.756	0.864	0.972	1.080
18	0.113	0.226	0.338	0.451	0.564	0.677	0.790	0.902	1.015	1.128
19	0.118	0.236	0.354	0.472	0.590	0.709	0.827	0.945	1.063	1.181
20	0.124	0.247	0.370	0.494	0.618	0.741	0.864	0.988	1.112	1.235
21	0.129	0.259	0.388	0.518	0.647	0.776	0.906	1.035	1.165	1.294
22	0.136	0.271	0.406	0.542	0.678	0.813	0.948	1.084	1.220	1.355
23	0.142	0.284	0.425	0.567	0.709	0.851	0.993	1.134	1.276	1.418
24	0.148	0.297	0.445	0.593	0.742	0.890	1.038	1.186	1.335	1.483
25	0.155	0.310	0.465	0.620	0.776	0.931	1.086	1.241	1.396	1.551
26	0.162	0.325	0.487	0.649	0.812	0.974	1.136	1.298	1.461	1.623
27	0.170	0.339	0.509	0.679	0.848	1.018	1.188	1.358	1.527	1.697
28	0.177	0.355	0.532	0.709	0.886	1.064	1.241	1.418	1.596	1.773
29	0.185	0.371	0.556	0.741	0.926	1.112	1.297	1.482	1.668	1.853
30	0.194	0.387	0.580	0.774	0.968	1.161	1.354	1.548	1.742	1.935
31	0.202	0.404	0.607	0.809	1.011	1.213	1.415	1.618	1.820	2.022
32	0.211	0.422	0.634	0.845	1.056	1.268	1.479	1.690	1.902	2.113
33	0.219	0.439	0.658	0.878	1.097	1.316	1.536	1.755	1.975	2.194
34	0.228	0.456	0.684	0.912	1.140	1.367	1.595	1.823	2.051	2.279
35	0.237	0.473	0.710	0.946	1.183	1.420	1.656	1.893	2.129	2.366
36	0.246	0.491	0.737	0.983	1.228	1.474	1.720	1.966	2.211	2.457
37	0.255	0.510	0.765	1.020	1.275	1.530	1.785	2.040	2.295	2.550
38	0.265	0.529	0.794	1.058	1.323	1.588	1.852	2.117	2.381	2.646
39	0.275	0.549	0.824	1.098	1.373	1.648	1.922	2.197	2.471	2.746
40	0.285	0.570	0.855	1.140	1.424	1.709	1.994	2.279	2.564	2.849
41	0.296	0.591	0.886	1.182	1.478	1.773	2.068	2.364	2.660	2.955
42	0.306	0.613	0.919	1.226	1.532	1.838	2.145	2.451	2.758	3.064
43	0.318	0.635	0.953	1.271	1.588	1.906	2.224	2.542	2.859	3.177
44	0.329	0.659	0.988	1.318	1.647	1.976	2.306	2.635	2.965	3.294

TABLE XII.—*Weight of a cubic foot of aqueous vapor, etc.—Continued*

Tem- perature °F.	Percentage of saturation									
	10	20	30	40	50	60	70	80	90	100
45	0.341	0.683	1.024	1.366	1.707	2.048	2.390	2.731	3.073	3.414
46	0.354	0.708	1.062	1.416	1.770	2.123	2.477	2.831	3.185	3.539
47	0.367	0.733	1.100	1.467	1.834	2.200	2.567	2.934	3.300	3.667
48	0.380	0.760	1.140	1.520	1.900	2.280	2.660	3.040	3.420	3.800
49	0.394	0.787	1.181	1.574	1.968	2.362	2.755	3.149	3.542	3.936
50	0.408	0.815	1.223	1.630	2.038	2.446	2.853	3.261	3.668	4.076
51	0.422	0.844	1.267	1.689	2.111	2.533	2.955	3.378	3.800	4.222
52	0.437	0.874	1.312	1.749	2.186	2.623	3.060	3.498	3.935	4.372
53	0.453	0.905	1.358	1.810	2.263	2.716	3.168	3.621	4.073	4.526
54	0.468	0.937	1.406	1.874	2.342	2.811	3.280	3.748	4.216	4.685
55	0.485	0.970	1.455	1.940	2.424	2.909	3.394	3.879	4.364	4.849
56	0.502	1.003	1.505	2.006	2.508	3.010	3.511	4.013	4.514	5.016
57	0.519	1.038	1.557	2.076	2.596	3.115	3.634	4.153	4.672	5.191
58	0.537	1.074	1.611	2.148	2.685	3.222	3.759	4.296	4.833	5.370
59	0.556	1.111	1.666	2.222	2.778	3.333	3.888	4.444	5.000	5.555
60	0.574	1.149	1.724	2.298	2.872	3.447	4.022	4.596	5.170	5.745
61	0.594	1.188	1.782	2.376	2.970	3.565	4.159	4.753	5.347	5.941
62	0.614	1.228	1.843	2.457	3.071	3.685	4.299	4.914	5.528	6.142
63	0.635	1.270	1.905	2.540	3.174	3.809	4.444	5.079	5.714	6.349
64	0.656	1.313	1.969	2.625	3.282	3.938	4.594	5.250	5.907	6.563
65	0.678	1.356	2.035	2.713	3.391	4.069	4.747	5.426	6.104	6.782
66	0.701	1.402	2.103	2.804	3.504	4.205	4.906	5.607	6.308	7.009
67	0.724	1.448	2.172	2.896	3.620	4.345	5.069	5.793	6.517	7.241
68	0.748	1.496	2.244	2.992	3.740	4.488	5.236	5.984	6.732	7.480
69	0.773	1.545	2.318	3.090	3.863	4.636	5.408	6.181	6.953	7.726
70	0.798	1.596	2.394	3.192	3.990	4.788	5.586	6.384	7.182	7.980
71	0.824	1.648	2.472	3.296	4.120	4.944	5.768	6.592	7.416	8.240
72	0.851	1.702	2.552	3.403	4.254	5.105	5.956	6.806	7.657	8.508
73	0.878	1.756	2.635	3.513	4.391	5.269	6.147	7.026	7.904	8.782
74	0.907	1.813	2.720	3.626	4.533	5.440	6.346	7.253	8.159	9.066
75	0.936	1.871	2.807	3.742	4.678	5.614	6.549	7.485	8.420	9.356
76	0.966	1.931	2.896	3.862	4.828	5.793	6.758	7.724	8.690	9.655
77	0.996	1.992	2.989	3.985	4.981	5.977	6.973	7.970	8.966	9.962
78	1.028	2.055	3.083	4.111	5.138	6.166	7.194	8.222	9.249	10.277
79	1.060	2.120	3.180	4.240	5.300	6.361	7.421	8.481	9.541	10.601
80	1.093	2.187	3.280	4.374	5.467	6.560	7.654	8.747	9.841	10.934
81	1.128	2.255	3.382	4.510	5.638	6.765	7.892	9.020	10.148	11.275
82	1.163	2.325	3.488	4.650	5.813	6.976	8.138	9.301	10.463	11.626
83	1.199	2.397	3.596	4.795	5.994	7.192	8.391	9.590	10.788	11.987
84	1.236	2.471	3.707	4.942	6.178	7.414	8.649	9.885	11.120	12.356
85	1.274	2.547	3.821	5.094	6.368	7.642	8.915	10.189	11.462	12.736
86	1.313	2.625	3.938	5.251	6.564	7.877	9.189	10.502	11.814	13.127
87	1.353	2.705	4.058	5.410	6.763	8.116	9.468	10.821	12.173	13.526
88	1.394	2.787	4.181	5.575	6.968	8.362	9.756	11.150	12.543	13.937
89	1.436	2.872	4.308	5.744	7.180	8.615	10.051	11.487	12.923	14.359
90	1.479	2.958	4.437	5.916	7.395	8.874	10.353	11.832	13.311	14.790
91	1.523	3.047	4.570	6.094	7.617	9.140	10.664	12.187	13.711	15.234
92	1.569	3.138	4.707	6.276	7.844	9.413	10.982	12.551	14.120	15.689
93	1.616	3.231	4.846	6.462	8.078	9.693	11.308	12.924	14.540	16.155
94	1.663	3.327	4.990	6.654	8.317	9.980	11.644	13.307	14.971	16.634
95	1.712	3.425	5.137	6.850	8.562	10.274	11.987	13.699	15.412	17.124
96	1.763	3.525	5.288	7.050	8.813	10.576	12.338	14.101	15.863	17.626
97	1.814	3.628	5.443	7.257	9.071	10.885	12.699	14.514	16.328	18.142
98	1.867	3.734	5.601	7.468	9.336	11.203	13.070	14.937	16.804	18.671
99	1.921	3.842	5.764	7.685	9.606	11.527	13.448	15.370	17.291	19.212
100	1.977	3.953	5.930	7.906	9.883	11.860	13.836	15.813	17.789	19.766
101	2.034	4.068	6.100	8.134	10.168	12.201	14.234	16.268	18.302	20.335
102	2.092	4.183	6.275	8.367	10.458	12.550	14.642	16.734	18.825	20.917
103	2.151	4.303	6.454	8.606	10.757	12.908	15.060	17.211	19.363	21.514
104	2.212	4.425	6.638	8.850	11.062	13.275	15.488	17.700	19.912	22.125
105	2.275	4.550	6.825	9.100	11.375	13.650	15.925	18.200	20.475	22.750
106	2.339	4.678	7.018	9.357	11.696	14.035	16.374	18.714	21.053	23.392
107	2.405	4.809	7.214	9.619	12.024	14.429	16.834	19.238	21.643	24.048
108	2.472	4.944	7.416	9.888	12.360	14.832	17.304	19.776	22.248	24.720
109	2.541	5.082	7.622	10.163	12.704	15.245	17.786	20.326	22.867	25.408
110	2.611	5.222	7.834	10.445	13.056	15.667	18.278	20.890	23.501	26.112

APPENDIX TO PSYCHROMETRIC TABLES

(JANUARY —, 1910)

The following remarks and suggestions are presented at this time, for consideration in connection with the instructions given on pages 5 to 14, both inclusive:

1. *Preparation of wet-bulb thermometer.*—Certain precautions must be observed in preparing and fitting muslin covering of the wet bulb, as follows:

(a) Fine, preferably loosely woven, muslin is the best, and, if new material is used, it must first be thoroughly washed with water to remove all sizing as far as possible.

(b) The covering must be carried up on the stem of the thermometer above the bulb a distance so that the stem near the bulb, as well as the bulb itself, is cooled by the evaporation.

(c) The muslin must be thoroughly wetted when a new piece is to be applied to the bulb, and fitted in the manner explained on page 5.

2. *Use of psychrometer at low temperatures.*—When the temperature is far below the freezing point, for example, in the vicinity of 0° F., or lower, the psychrometer is really not a very reliable instrument with which to measure humidity; in fact, the quantity of moisture in the air at such times is so small that only the most refined measurements suffice to determine the actual quantity with accuracy. The best that can be done with the psychrometer is to determine the temperature of evaporation with all the accuracy possible. For this purpose the muslin should be wetted in cold water and some of the excess of water shaken off the bulb which is then allowed to cool and the water to freeze. The ice-covered bulb is then whirled in the customary manner, but a very considerable time may be required in order to get the absolute minimum evaporation temperature. The whirling of the sling psychrometer or of the whirling apparatus at an excessive speed under these conditions is both dangerous and unnecessary. The quantity of ice being evaporated is, at the best, small, and the rate of cooling is necessarily slow, so that it is simply a question of time, and moderate time must be allowed for the instrument to reach the minimum temperature. Even under most favorable conditions, the difference between the wet- and the dry-bulb readings is very small, and careful regard must be paid to the small corrections for instrumental errors which all thermometers almost always require to be applied in order to give correct temperatures.

3. *Determination of atmospheric moisture at high temperatures.*—The accompanying psychrometric tables are computed to an air temperature of 140° F., but it is recognized that the moisture contents of the air at much higher temperatures than this are often desired in important commercial operations. Unfortunately the necessary check




FIGURE 3.—Whirling apparatus.

observations for determining the moisture contents of the air from readings of the wet- and dry-bulb thermometers have never been carried out, and it is unwise to extend the present tables to include these temperatures, as the result would probably prove to be highly inaccurate. Where observations on humidity at these high temperatures are necessary, probably some other form of apparatus will have to be used. For example, definite volumes of air should be drawn off from the hot space through a suitable gas meter, or equivalent, and the quantity of moisture contained therein absorbed by chemical reagents and measured by determining the increase in weight of the absorbent. It is impracticable, within the scope of this pamphlet, to give details of this method of determining atmospheric moisture.

4. *Special use of tables in factories, etc.*—In factories, drying rooms, and other localities where conditions prevent the use of the simple sling psychrometer, some form of whirling apparatus, such as shown in figure 3, may be employed. If this is not prac-

ticable, and if stationary wet and dry thermometers can be used, they should be placed in the proximity of a ventilating fan, or other device, that will give the necessary ventilation of the wet bulb. The tables herein will not give accurate results if readings of stationary wet and dry thermometers in stagnant air are employed.

5. The whirling apparatus shown in figure 3 is used at all regular telegraphic-reporting stations of the Weather Bureau. It is permanently mounted within a wooden shelter having louvered sides and double top, installed on suitable steel or wooden supports with the bottom about 10 feet above roof or ground. The crank shaft projects through the front of the shelter, and when observations are being made the apparatus is operated from the outside by means of the crank handle. The wet and dry thermometers are thus completely protected from strong radiation, rain, etc., and are perfectly ventilated by being rapidly revolved.

